

CIF Preview: Everybody loves a happy ending

All eyes will be on Morse's Monique Henderson tonight at the CIF Track & Field championships at Poway High.

It will be Henderson's final CIF appearance for the Tigers, and she seems primed for some good efforts.

Henderson and her Morse teammates are among the favorites in the large school team championship race, and it could all come together into an amazing ending.

The team race could come down to the final event, which is the 4x400, where the Morse team is a big favorite. That group ran 3:52 and change in the prelims, putting them within range of the CIF section record of 3:49.0, set by another Morse team in 1996.

It wouldn't be far-fetched for the Morse group to go out in style, with a CIF section record in the 4x400, that would, not incidentally, clinch the team title.

Tonight's meet will decide individual CIF titlists and medalists in large school and small school divisions in each event.

In addition, team championships will be decided in both boys and girls, and in both large and small schools.

Finally, state meet berths are at stake, with the first three performers in each A heat race, or A flight of the field events, qualifying for Sacramento next week.

The meet can often be dramatic, as each event unfolds in a context that includes team race implications in addition to individual awards and goals.

The large school boys team race could also go down to a dramatic relay ending.


Both small school team races will also be extremely competitive.

Among the night's best events are the boys hurdle races, where Granite Hills' Jeff Hunter is always a threat to break a section record. In fact, he took down the 300 hurdle record at Escondido last


TRACK MAGAZINE

Volume VI, Number 10 -- May 25, 2001

CIF Championships Issue



**Monique Henderson
Morse**



**Jeff Hunter
Granite Hills**

week, running 36.34, and he is also close to the 110 highs record (he is currently number two on the all-time section list).

In the team context, Hunter's efforts in the hurdles, and in both relays, could be the impetus Granite needs to contend for the large school team title. They are at least a co-favorite going into the meet.

A look at the team race picture:

Large school boys:

Granite Hills will look for big points from Hunter in both hurdles, and both of their relay teams are prime contenders. The 4x100 team was the third fastest qualifying team, and the 4x400 team was the quickest team last week.

In addition, Granite can look for some solid points from throwers Vince Clarke and Richie Smith. They might get a few points in the sprints also, although those races are extremely competitive.

Rancho Bernardo will hope for big days from brothers Keno White and Deun White. Keno was the leading qualifier in the high jump and triple jump last week, and also was among the leaders in the long jump. Deun was the second fastest in both the 200 and 400 meters. The team also has three of the top entrants in the pole vault, which is a volatile event.

Helix also has a legitimate shot, with the second-fastest times last week in both relays, and a top 100/200 sprinter in Reggie Bush. Also, vaulter Greg Leavitt was the top qualifier last week.

Mt. Carmel is another contender since Michael Matison is able to run effectively again. He will be a factor in the 100, and the Sundevils 4x100 relay team is a contender. The team could get some other big points from hurdler Darrell Talbert (the second fastest in the section after Hunter, in both races), and distance runners Abadir Barre

and Alan Aradanas. If form holds, Barre would score no worse than 18 points in his 1600/3200 double, and Aradanas can add more in the 3200.

All of the major contenders have a team entered in the day's first running event, the 4x100, so a trend may be established from the opening gun.

Large school girls.

Nobody likes to be the favorite, but, sorry, the Morse girls are in the driver's seat.

There's Henderson, who will be the favorite in the 400, 100 and 200 meter races, and who insures that Morse will not be outrun in the 4x400.

The Tigers also have Amonica Phipps, who had the fastest time of large school athletes in the 800 in qualifying (trailing San Dieguito Academy's Jenna Timinsky). And there's Amber Hood, who qualified

Next Issue:
Fall, 2001
*We begin with our
Cross Country
Preview Issue.*

Art Anderson, one of the good guys, retires

Art Anderson, the girls track & field coach and head cross country coach at Crawford High School, is retiring after this season.

He has one athlete left to compete in tonight's CIF finals, discus thrower Michelle Singleton.

Anderson, in a coaching career that began in the mid-1960s, probably enjoyed his greatest success as a distance coach, as he produced five CIF boys mile champs, and one state meet winner in the two-mile. All of those athletes came from Clairemont High, in the 1960s and 1970s.

Some of those groups of runners were legendary, such as the 1971 group at Clairemont, led by Dave Harper and Dale Fleet.

Harper led a 1-2-3 Chieftain finish in the CIF mile final, running 4:12.4 to finish ahead of teammates Mark Novak (4:18.8) and Rick Lord (4:20.7).

Fleet won the CIF two-mile (this was before the conversion to meters) in 9:02.9, and teammate Rick Barnard was third, in 9:14.3.

Fleet then went on to win the state championship at 2 miles, running 8:53.8, while Harper was third in the state mile, at 4:12.3.

There was good all-around balance on that team, including a 1:56 half-miler, decent sprinters, good hurdlers, a 22-5 long jumper and a 50-plus shot putter.

So, how did a former pro football lineman become a top-class distance coach? And, how did a North Dakota native wind up in the sunny climes of San Diego?

Anderson grew up in Wahpeton, North Dakota (he was born just across the state line, in Minnesota), where he "played all the sports, which is what everybody did in those days."

"All the sports" included football, basketball, American Legion baseball, and track. In that northerly climate, near the Canadian border, track season only lasted a few weeks.

"You practiced indoors for about a month," Anderson recalled, "and then you had a few meets leading up to the state meet. There were no dual meets."

There were some quality athletes roaming the northern plains in those days, including an all-around athlete named Roger Maris, who was at a Fargo high school, and a future Baltimore Colt, Steve Myrha, who was then an excellent discus thrower.

"He (Myrha) threw (the disc) over 170 feet," Anderson remembered. "In those days, that was something." In the early 1950s, that distance would have been among the top throws in the nation.

Anderson enrolled at, and was graduated from, the University of Idaho (class of 1958), and he began a football career that included playing for the MCRD team (at that time, the equivalent of a major college/semipro program), and, later, the Chicago Bears.

In the mid-1960s, Anderson settled in San Diego, after meeting and marrying a San Diego State majorette, Sharon, now his wife of 40 years (on July 1).

Anderson began teaching and coaching at Clairemont High. He naturally gravitated to football, but also found himself coaching swimming in the spring of 1965. A year later, he was the school's track coach, and the standout athlete on the team was miler Thornton Bigley.

Bigley, a junior, was Anderson's first distance star, and he ran 1:54.9 and 4:22 that spring. The next season, Bigley won an exciting, three-man mile race at the CIF championships, running 4:10.8 to beat Lincoln's Lloyd Apgar (4:11.8) and El Cajon's Armando Valencia (4:12.1).

In 1969, when Dave Harper was a sophomore at Clairemont, Anderson had spotted another standout. He helped develop Harper into a three-time CIF champ in the mile. By the time Harper was a senior, a great distance team had been built.

The 1973 Clairemont team had

another CIF mile champ, Mark Malec, who ran 4:13.5. That gave the Chiefs five CIF mile titlists in a seven year span.

Anderson coached at Clairemont until 1981, when he moved to Hoover High, where he coached football, track, and girls basketball. He coached briefly at San Diego High (where he was co-head coach with Paul Locher), and finally ended up at Crawford High, where he has coached football, track and cross country.

He has coached, "a lot of good ones," at his various stops. "I won't be able to remember them all."

Besides the aforementioned distance standouts at Clairemont, Anderson also remembers distance runners Fletcher Thornton, Frank Atkinson, Brian Bigley and high jumper Doug Reinhart.

Reinhart jumped 6-7 in high school, but later developed into a 7-3 leaper at Cal State Northridge, where he beat world record holder Dwight Stones in one meet.

At Hoover, there was 400 runner Jerome Gross (48.14) and long jumper Ed Scott. At Crawford, there was Ajani Brown, a standout at 800 meters (1:52.77) and in cross country.

So, how did a football lineman evolve into a distance coach?

"I took a liking to them (distance runners) because they worked so hard," Anderson explained.

"I read books, and also learned through trial and error," he said. "I also talked to (1964 Olympic 10K champ) Billy Mills (who was then living in the San Diego area)."

"I came to believe in a good distance foundation," Anderson said. "The difference in those days was that our school didn't start until after 8 a.m. They (the distance runners) had time to run four or five miles every morning. That adds up to about 20-25 extra miles per week."

"And, they didn't seem to run in so many relay meets in those days," he said. "They were able to go out on the weekends and get some long runs. A good mileage base is very important, in my opinion."

The span of Anderson's career is long enough for him to witness the evolution of the sport of track and of the San Diego Section.

Since he began coaching at Clairemont:

The sport has switched from yard distances to meters.

The two-mile (now 3200 meters) and the triple jump have been added to the dual meet and championship meet programs.

The discus has been added as a regular event as well (less than half of the schools were throwing it in the mid-1960s).

The 4x220 yards relay was replaced by what are now the 4x100 and 4x400 relays.

from the editor...

The long hurdle event has evolved from 180 yard low hurdles to 330 yard low hurdles to 300 meter low hurdles to 300 meter intermediate hurdles.

Girls competition was added to the mix in the early 1970s. Early on, the girls ran some slightly different events than the boys, but now they compete in everything.

Distance runners are now allowed to double (or triple), which was a practice not allowed until the mid-1970s.

There are new styles in a number of events, such as the flop in the high jump.

Some of those innovations came because of big improvements in the sport's equipment, such as the landing pits for the pole vault and high jump. In the mid-1960s, high jump pits (and, often, pole vault pits) were typically piles of sawdust surrounded by hay bales.

Vaulters were forced to try to land on their feet, and high jumpers had to land with a rolling motion. You basically could not use the flop into a sawdust pit.

Anderson's retirement plans include staying in San Diego. Sharon Anderson has roots here, and the couple wants to be around their four grown children (and three grandchildren).

One daughter, Shannon Anderson, is the girls track coach at Point Loma High, continuing the family coaching tradition.

News Briefs

This is the final issue of **Track Magazine** until the next school year, when we produce our annual Cross Country Preview Issue in September.

For more information on this track season, including periodic updates of the best marks lists, and for CIF Finals results and state meet results, we will have that information on the internet.

Our internet address: www.crowncity.com/sdtrackmag

This site will have links to other sites, including California Track & Running News, which has results from all over the state.

The St. Augustine Cross Country Invitational has been scheduled for Friday, October 5, at Morley Field.

The meet, which annually attracts the section's best small school athletes, begins at 3 p.m.

For information, call St. Augustine coach Jerry Downey. The school number is 619-282-2184, and his home number is 619-435-3913.

TRACK MAGAZINE

EDITOR: BUZZ THOM
PHONE: 760-765-1914
FAX: 760-765-3185
MAIL: P.O. BOX 2276,
JULIAN, CA 92036

TRACK MAGAZINE
is a Movin' Shoes
Enterprise

Reproduction of any part of Track Magazine without permission from the publisher is prohibited. All rights reserved.

ADVERTISING:
Please address all advertising inquiries to
Dave Yarbrough at Movin' Shoes, in La Mesa:
619-466-1656

CIF Preview:

From page one.

second in the shot and third in the discus, and who has been consistent all year. And, there's LaSheena Rice, who is among the top contenders in the long jump. A Henderson-less 4x100 relay team will probably also score high.

What kind of scenarios would it take for another team to make a run at the Tigers?

The Rancho Bernardo scenario: The team gets a win from vaulter Molly Pascarella (the favorite) and some valuable place points from their entrants in that event. Alexis Tate win the high jump, and both relay teams take second place. The team could also get significant points from Laura Landry in the 400, Kristine Schroeder in the 300 hurdles and Breanna White in the short hurdles.

The Rancho Buena Vista scenario: The team needs a big day from Nastassja Hall, who could win the long jump and who might score very high in the three individual sprints. Triple jumper Megan Bornes could win her event, and 800 runner Courtney Allen is a threat in her event. If Allen ends up in the 1600, she could score there, too.

The Fallbrook scenario: Thrower Carrie Johnson could get a first and second in her events, and Naomi Mattos is among the best long jumpers. Mattos and Nicole Rothert should both place in the competitive 400, and the 4x400 team could go as high as second place. Also, the shakeout in the 1600 has opened things up for a runner like Katie Matlack.

The El Camino scenario: A important win in the day's first running event (the 4x100) could get them going. Their hurdlers, Jessica Eggleston and Ashleigh Davis, are among the county's best, and Eggleston could come back later and win the triple jump. Also, sprinter Jolanda Diego could be among the day's big surprises. She is still relatively unknown, but she has talent.

The Helix scenario: They need good health from Shannan Hawes, who could be among the county's best in the 100 and 200. Bryeanna Barner is arguably a contender to win either or both hurdle events. Both relay teams are in the thick of things, especially if Hawes is up to form, and Stephanie Baird could add points in the 3200.


Small school boys:

University City has been one of the best teams all year long, and they could end the year with a championship here.

It's a team built largely on speed, with sprinters Baumar



Shannon Nowden
Mission Bay



Chauncey Smith
University City

Brumfield, Chauncey Smith and Blake Frazier all expected to score high in their individual events and to fuel a great short relay team. The UC 4x100 team might well end up as the winner of the day's first event. Frazier will come back to contend in the high hurdles, and all three sprinters are in at least one of the dashes.

The team had the top two qualifying vaulters in the small school division, and the distance team also has some legitimate point contenders.

Their top rival will be a balanced Valley Center team that can score in virtually every event. Their strongest area is the distance events, where they qualified with



Audrey Pound
Poway



Amonica Phipps
Morse

the fastest small-school athlete (Cooper Bachman) in the 800 and the fastest small-school athlete in the 3200 (Gus Polito). Long sprinter D. J. Contreras (21.88, 48.60) is not far behind the best county speedsters in his events. Marco Gonzales is a top thrower, Trent Stroh is a good hurdler, vaulter Terral Beanum (13-6) can contend in his event, and Nate Skrzypczak will be heard from in the long and triple jumps. The Jaguars, to say the least, are an emerging power.

Mission Bay, with a number of top athletes, may not be far behind the top two. They'll look for big performances from long jumper Shannon Nowden (a section-leading 23-7.25 last week), and sprinters Shaunta Harper and Eder Mendoza.

Serra, behind sprinters Mike

Johnson and Fiat Johnson (not related), could also score well.

The small school girls:

Lincoln is annually a top contender, and this year is no exception.

Two quick relay teams, hurdler Unika Smith and sprinters Crystal Hinton and Deitra Manley could add up to big points.

Their toughest challenge could come from a University of San Diego squad that has a top sprinter in Zikarra Beverly. Beverly was the second-fastest runner in the 100 and 200 qualifying last week, and she was the top small school sprinter.

Uni will need to maximize their other point opportunities to be a contender. Best bets to score are 800 runner Kerry Kelly-Cochran (the fastest small school runner last week in her event), both relay teams, and hurdler Amanda Perry, who is in both hurdles.

Other individual events to watch:

The girls shotput:

Sweetwater's Aiga Marie Taumua was a cannon last week, booming the shot to a section record of 46-10.25. While it might be unfair to expect her to constantly top herself, it is also true that is always just a PR away from breaking the section best.

The field is one of the toughest in section history, with two other 40-footers, including Fallbrook's Carrie Johnson and Morse's Amber Hood. The team race implications of their efforts have already been discussed.

The boys 800 meters:

This is the boys distance event with the most quality depth.

The major contenders are Fallbrook's Jimmy Ungricht (1:52.7), West Hills' Ben Aragon (1:53.45), Escondido's Nico Cueva (1:54.26), Poway's Aaron Powell (1:54.60), and Valley Center's Cooper Bachman (1:55.97). Powell, who ran 1:52 last year, has missed most of the season with an injury, but is still dangerous. Fourth place in this event is important, because Aragon (if he finishes in the top three) would almost certainly drop the event at the state meet level.

The boys 400 meters:

This unexpectedly fast field includes Mount Miguel junior Brady Douglas (47.79) and Rancho Bernardo soph Deun White (48.00), plus two others in the 48s, Valley Center's D. J. Contreras and Monte Vista's Eddie Thomas. Douglas and White traded fast times in qualifying last week.

The girls 800 meters:

San Dieguito Academy's Jenna Timinsky (2:12.0) is almost

Please see page 4.

CIF Preview:

From previous page.

certainly the class of the field. She dropped the 1600 to concentrate on this, which almost certainly means a fast pace, and a fast race. The first large school runner to finish will score significant points in the team race. Will it be Morse's Amonica Phipps (2:15 last week), RB's Allison Hall or RBV's Courtney Allen? Hall will be doubling back from the 1600.

The boys high jump:

RB's Keno White made a breakthrough last week, moving his PR from 6-6 to 6-9, and he had one good attempt at 6-10. He could be pushed by a quality field that includes La Costa Canyon's Patrick McDonough (6-7), Morse's Bobby Okenwa (6-6, but 6-8 last year), Bonita Vista's Austin Neudecker (6-6) and Eastlake's Wade Curry (6-5.5). White and McDonough both return next year, and seven feet could be in the cards for one or both.

The boys 200 meters:

You pick it. At various times this year, RB's Deun White and Helix's Reggie Bush have looked like potential champs. But only one can win, and there are also Chauncey Smith (21.80), D. J. Contreras (21.88, and Lincoln's Cory Jones (21.94) to consider.

The boys 4x400 relay:

A team championship could be on the line going into the final event. Granite Hills (3:16) and Helix (3:17) have been matching up all season in this event, and the times keep getting faster and the race keeps getting closer.

As an added bonus, there is the anchor matchup between two of this section's best athletes, Granite's Jeff Hunter and Helix's Reggie Bush. Both are capable of final carries in the 46-second range, so this will be fun to watch even if it has no bearing on the team race.

The boys pole vault:

Physicists call it critical mass, when there is so much dynamic potential that the result is an inevitable explosion.

This could happen here as there are so many athletes in the mid-14s that at least one of them will have to jump 15 feet.

Those pesky, last-minute scratches


The girls A heat of the 1600 meters lost some luster after the CIF office announced the final scratches for the event.



Fiat Johnson
Serra



Whitney Schmucker
La Jolla



Lauren McCabe
La Costa Canyon



Nicole Mier
San Marcos



Jolanda Diego
El Camino



Nadia Salahuddin
Hilltop

San Dieguito Academy's Jenna Timinsky, El Capitan's Jasmine Marquez and Ramona's Loretta Kilmer all have dropped the event, it was announced on Thursday morning.

All three girls will concentrate on one race. Timinsky is the favorite in the CIF 800 meters, while Kilmer and Marquez will both be among the top contenders in the 3200.

Among the dominoes starting to fall:

San Pasqual's Lorin Scott and Mt. Carmel's Deanna Sick have been moved up from the B heat to the A heat. At press time, the identity of the third runner to be added was unknown.

The 1600 changes will affect that race dramatically. Timinsky and Hilltop's Desiree Davila would probably have dueling at the front, and Kilmer and Marquez would have been factors as well.

With the scratch deadline coming on Wednesday, meet officials had little time to notify alternates about race changes, and it would be no surprise to see the B heat (and maybe the A heat) begin with less than a full field.

One other A field scratch saw the Castle Park girls 4x400 relay team drop out of the race. They'll be replaced by Torrey Pines. There were numerous B heat or B flight scratches.

Keeping track of the multi-eventers...

A number of quality athletes will be attempting rigorous multi-event schedules tonight.

The toughest double of all is probably the 400/100 double, with the events being in consecutive order and with the 400 coming first. This year, two athletes are attempting that double as part of an overall quadruple.


Perhaps the toughest schedule belongs to Rancho Buena Vista's Nastassja Hall.

Hall will begin her long jump event at 5:15 p.m., where she will be one of the last to jump. That will be followed by the A heat of the 400 at 6:10. Then, the A flight of the 100 comes at 6:28. She then gets almost a one hour break until the A flight of the 200 at 7:24.


Morse's Monique Henderson will also be in four events, including three in common with RBV's Hall; the 400 (6:10), the 100 (6:28), and the 200 (7:24). Henderson then gets a breather until the 4x400s at 8:48.

In boys competition, the hardest worker early on will be Sweetwater's Trandon Harvey. He'll run


Please see page 5.



Chris Ferrier
La Jolla



Marla Mason
Chula Vista



Kaitlyn Doe
Torrey Pines



Laura Landry
Rancho Bernardo

Multi-events:

From previous page.

the second leg for Sweetwater's 4x100 team at 5:12. The A flight of the long jump begins at 5:15, and the A flight of the 110 highs comes at 6 p.m. Harvey then gets some time to recover until the A flight of the triple jump starts at 8 p.m.

Among the distance runners, the hardest double is the 1600/800, with the longer event coming first. The events are 1 hour, 22 minutes

apart for the girls, and 1 hour, 16 minutes apart for the boys, for athletes in A heats.

San Dieguito Academy's Jenna Timinsky, Rancho Bernardo's Allison Hall and West Hills' Ben Aragon are currently entered in both events.

The more common 1600/3200 double allows much more time, at least 2 hours, 30 minutes, to recover.

And, finally, the sequence of four 3200 races in a row allows for plenty of recovery for sprinters running in the 4x400.

CIF Prelims: *Two section records fall, form mostly holds true*

Jeff Hunter and Aiga Marie Taumua made impressive improvements on CIF section records on consecutive nights last week.

The boys competed on Friday, and Granite Hills senior Hunter finally got one of the two section hurdle records he has been pursuing all year, as he zipped over the 300 hurdles in 36.34.

That was an 0.10 bettering of the highly-respected old record, 36.44, set by Mount Miguel's Kevin Jones in 1988. Jones' effort came in the finals of the state meet, where he lost the race in a photo finish, by 0.01.

The girls raced Saturday, and the slightly earlier schedule caused a

Please see page 6.

MOVIN SHOES

San Diego's

FIELD and TRACK

CENTERS

Spikes

Batons

Bags

Books

Info

To all of San Diego's track athletes...

Good Luck in CIF Finals!

...from the staff at Movin' Shoes and the editor of Track Magazine.

Shots

Discus

Watches

Clothes

Equipment

SINCE 1977

La Mesa
(619) 466-1656

Pacific Beach
(858) 373-2310

Encinitas
(760) 634-2353

CIF Prelims:

From previous page.

few heat-related problems.

Sweetwater junior Taumua had no problems, throwing the shot 46-10.25 on her second throw to batter the old CIF standard.

That mark was 45-0.75, set by Southwest of San Diego's Tracy Crawford in 1986. Taumua had been very near the mark on numerous occasions, throwing in the 44-foot range. She had been nursing a sore wrist in recent weeks, but it didn't seem to hamper her in this meet.

Overall, form held in both meets, as most favorites made it through to the finals.

Other highlights and interesting developments:

On Friday;

RB's Keno White had a great day in the jumps, clearing a PR and school record 6-9 in the high jump (with a close miss at 6-10) to lead that event. He also qualified as the leader in the triple jump (46-5.25) and among the leaders in the long jump (22-5). The high jump mark leads the section.

Mission Bay's Shannon Nowden made a statement with a soaring, 23-7.25 leap that puts him atop the section long jump list. Also in the small schools event, Lincoln's Alton Gilbert popped a 22-10.25.

Mount Miguel's Brady Douglas got his first taste of the speed of the Escondido oval, moving to a 47.79 section-leading mark in the 400. Two races later, RB's Deun White nearly matched the mark with a 48.00. Two other athletes, Monte Vista's Eddie Thomas and Valley Center's D. J. Contreras, were well into the 48s, which sets up a great final.

Granite Hills and Helix both had big drops in the 4x400, when they pushed each other to 3:16 and 3:17, respectively. Hunter and Helix's Reggie Bush both were clocked in the 46-second-range for their anchor legs. Helix was bolstered with the addition of Todd Watkins, back from the injured list.

The same two teams, with most of the same personnel, also showed that they will be factors in the 4x100, although University City put up the fastest time of the day at 41.52. Helix posted a 41.53, and Granite Hills ran 41.98. Every other A heat qualifying team (and one B heat qualifier) ran in the 42-second range.

The discus throwing was hot, and the Escondido ring is starting to get a reputation for marks that rivals the fast track. RBV's Anthony DeBoer spun 174-4, just ahead of Granite's Vince Clarke (173-1). Other notable qualifiers



Clayton Marshall
West Hills



Marquita Travis
Brawley

included Eastlake's Moses Rangel (166-6) and El Camino's Jarel Watson (159-8), who also came on strong as this time last year.

Clarke later led the shot put qualifying, with a 56-8.75 toss.

Sweetwater's Trandon Harvey had troubles with his step in the triple jump, but made it through. After two jumps, Harvey had a run-through foul and a 43-foot-range mark that missed the board by several feet. He reached 45-plus on his third and last jump to qualify. RB's White and Valley Center's Nate Skrzypczak led their respective divisions with 46-plus efforts.

Mt. Carmel's Michael Matison showed that he is getting back to form after missing a large chunk of the season to injury. He won his heat of the 100 in 10.89, and helped his team to qualify in the 4x100, at 42.54.

Reggie Bush was the fastest sprinter of the day, leading the 100

qualifying at 10.79, and pacing the 200 candidates at 21.70.

Right behind Bush in the 200 were RB's Deun White, at 21.72, UC's Chauncey Smith, at 21.80, and Valley Center's Contreras, at 21.88.

The automatic timing went down in the high hurdles, and there were a flock of fast hand times. Hunter clocked 13.8, Mt. Carmel's DarNell Talbert was at 14.2, and three others were at 14.5.

The 800 runners showed some, but not all, of their cards. In the distance race with the deepest quality field, Escondido's Nico Cueva and Fallbrook's Jimmy Ungricht ran 1:54s, West Hills' Ben Aragon and Poway's Aaron Powell both ran 1:55s, and Valley Center's Cooper Bachman was at 1:56. Ungricht had run 1:52.7 in the Avocado Finals a week earlier, and the comebacking Powell had won the Palomar Finals in 1:54.60.

By contrast, Aragon was the only 1600 runner to break 4:20 on the day. In fact, only one other section runner, Mt. Carmel's Abadir Barre, has dipped under 4:20 to this point, although that will probably change at the finals.

Barre was a comfortable qualifier in the large schools 3200, and the rest of the field seems closely matched. The next eight qualifiers ranged from 9:31 to 9:39, setting up an interesting pack race tonight.


On Saturday;

Morse's Monique Henderson was in great form, putting a lot of distance behind her in all four prelims. In order, she ran 54.52, 11.70, 23.85 and anchored the 4x400 to a 3:52.72. Her best effort on this day was in the 100, but she didn't have the competition needed to run faster. The relay mark puts the Tigers within range of their school record of 3:49.0, which is also the section record. That mark could go at the finals.

Morse also showed some other potent weapons in preparing for tonight's team championship race. Thrower Amber Hood was second in the shot, behind Taumua's record toss, and was third in the disc. Morse girls coach Gary MacDonald would love to have those places repeated in the finals. And Amonica Phipps looked great in running 2:15.71 for 800 meters, the second fastest mark of the day.

San Dieguito Academy's Jenna Timinsky was the most eye-catching distance runner. First, she literally eased through the finish to run the 1600 in 4:59.35. Her goal was to break five minutes, and she looked under control in doing so. She later had the fastest 800, at 2:15.29.

Hilltop's Desiree Davila began with a hard pace in her heat of the 1600, going past the 1200 meters



Nadia Sanders
Hilltop



Marco Gonzalez
Valley Center

in 3:38. The pace told in the last lap, however, and she slowed to 5:00.05. She later scratched out of the 800, and the 4x400 relay, but led all qualifiers in the 3200 at 11:09.

The large school 3200 race, where most of the pack was content to follow Davila, and where Davila was content to run relatively easy, led to only four of that group qualifying for the A heat.

There was good depth in all of the sprint events, setting up great races for qualifying spots behind Henderson in tonight's final.

In the 400, for instance, La Jolla's Whitney Schmucker, RBV's Nastassja Hall and Fallbrook's Naomi Mattos all ran in the 56s. Fallbrook's Nicole Rothert, RB's Laura Landry and Francis Parker's Stephanie Blake all qualified in the 57s.

Please see page 7.

CIF Prelims:

From previous page.

In the shorter races, USD's Zikarra Beverly looked sharp with 12.15 and 24.85 clockings, both the second fastest of the day. A number of younger runners impressed, such as El Camino's Jolanda Diego (12.35, 25.41) and Serra's Jonelle Smiley (25.42 and 12.68).

Poway's Audrey Pound, who began the season slowly, is on her game now. She led both hurdle races, with 15.25 for the 100s and 45.17 for the 300s. One week earlier, Pound blasted to a 43.86 at the Palomar Finals. She now leads the section in both events.

Five teams ranged from 4:00 to 4:01 in qualifying in the 4x400 behind Morse. Rancho Bernardo ran 4:00.09, and La Costa Canyon, Helix, Monte Vista and Fallbrook were all in the 4:01s.

The 4x100 relay would seem to be wide open after qualifying rounds that had three teams (Helix, El Camino and Lincoln) in the 48s, and six others (Morse, without Henderson, Chula Vista, Mt. Carmel, Mount Miguel, Serra and Rancho Bernardo) in the 49s.

There were few breakthroughs in most of the field events.

RB's Molly Pascarella led the pole vault at 11-8, RB's Alexis Tate and Torrey Pines' Lauren Jones both cleared 5-4 in the high jump, and RBV's Hall led the long jump at 17-11.5.

El Camino's Jessica Eggleston paced the triple jump with 36-4, and Fallbrook's Carrie Johnson was the best in the discus, at 136-11.

The results:

BOYS:

At Escondido High, Friday, May 18. Conditions: excellent.

100:

D I, Ht 1: Mation (MC) 10.89, Del Rincon (MntV) 1.05, Martin (Vis) 11.29, Cunningham (SR) 11.32, Anthony (ECM) 11.40. Ht 2: Bush (Hx) 10.79, Thompson (Swe) 10.97, O'Neal (GH) 11.05, Hutsoma (Hx) 11.13, Flowers (SP) 11.19.

D II, Ht 1: Frazier (UC) 10.87, Smith (UC) 10.94, Jones (Linc) 11.09, Tate (Hv) 11.24, Yeaton (Ram) 11.27, Lewis (UC) 11.39. Ht 2: Brumfield (UC) 11.05, M. Johnson (Ser) 11.06, Harper (MB) 11.14, Johnson (Swst, EC) 11.37.


200:

D I, Ht 1: Del Rincon (MntV) 22.11, Cunningham (SR) 22.64, Flowers (SP) 22.72. Ht 2: Bush (Hx) 21.70, Martin (Vis) 22.30, O'Neal (GH) 22.31, Jones (ECM) 22.94, Marshall (RBV) 23.10. Ht 3: White (RB) 21.72, Douglas (MtM) 22.15, Thomas (MntV) 22.21, Mahoney (MC) 22.88.


D II, Ht 1: Smith (UC) 21.80, D. Contreras (VC) 21.88, M. Johnson (Ser) 22.00, F. Johnson (Ser) 22.05, Harper (MB) 22.65. Ht 2: Jones (Linc) 22.06, Brumfield (UC) 22.11, Lam (Bish) 22.48, Mendoza (MB) 22.82, Lewis (UC) 22.84.

400:

D I, Ht 1: Douglas (MtM) 47.79, Thomas (MntV) 48.72, J. McNeal (Mont) 50.61, Nuckols (SM) 51.24, Andre (SP) 51.52, McNally (EL) 51.91. Ht 2: Galyon (RBV) 49.29,



Chessa Adsit-Morris
University City



Crystal Hinton
Lincoln

Evans (GH) 49.90, Mahoney (MC) 50.42, Keetch (PH) 51.05, Benjamin (Hx) 51.62. Ht 3: White (RB) 48.00, Dowling (LCC) 50.15, Maldonado (Vis) 50.15, Reddick (Mor) 51.51.

D II, Ht 1: Lam (Bish) 49.05, Mendoza (MB) 49.20, Scott (Sant) 51.05, Morgan (Cor) 51.18, Ries (Jul) 51.84. Ht 2: D. Contreras (VC) 48.60, Cole (Linc) 51.23, Allen (Cla) 51.30, McCullough (Swst, EC) 51.42.


800:

D I, Ht 1: Aragon (WH) 1:55.09, Powell (Pow) 1:55.94, Baddas (Vis) 1:59.07, Porter (LCC) 1:59.53, Schible (WH) 2:01.09, Fogelstrom (Car) 2:01.53. Ht 2: Cueva (Esc) 1:54.26, Ungrecht (Fall) 1:54.78, Mateo (RBV) 1:58.69, Bono (GH) 1:59.84, Savage (WH) 2:01.22, C. Tanks (RB) 2:01.46.


D II, Ht 1: Bachman (VC) 1:56.38, Fierro (USD) 1:58.45, Wai (Chr) 2:01.23, McMurray (UC) 2:01.48. Ht 2: Gribben (ECV) 2:01.57, Cobian (Braw) 2:01.85, Strong (Holt) 2:02.41, White (Linc) 2:02.87.

1600:

D I, Ht 1: Aragon (WH) 4:18.93, Lyons-Quirk (Pow) 4:25.64, Swier (MarV) 4:27.06, Bartonicek (GH) 4:29.90, Driscoll (MntV) 4:30.59, Sosa (LCC) 4:35.28, Bradshaw (PH) 4:39.39. Ht 2: Barre (MC) 4:23.39, Santos (Val) 4:24.67, Aradanas



David Evans
Granite Hills



Dominique Hankins
Mount Miguel

(MC) 4:25.50, Gausepohl (Fall) 4:27.83, Retherford (SM) 4:31.55, Aginiga (Hill) 4:35.31.

D II, Ht 1: Kraemer (ANA) 4:26.53, Liber (UC) 4:29.41, S. Barrett (StA) 4:30.20, Kumbi (Hv) 4:33.89, Coover (LJ) 4:35.33, Huerta (UC) 4:37.05, Illig (VC) 4:38.26. Ht 2: Ferrier (LJ) 4:24.949, Middleton (UCD) 4:32.24, Cronin (USD) 4:34.15, Shellhammer (Ram) 4:34.24, Lindeman (Bish) 4:35.09.

3200:

D I: Barre (MC) 9:23.28, Zelones (MiM) 9:31.13, Montez (Vis) 9:33.57, Gandolfo (ECp) 9:34.43, Aradanas (MC) 9:37.18, Wagnew (Hx) 9:38.43, Santos (Val) 9:39.77, Haywas (ECM) 9:44.92, Swier (MarV) 9:45.15, Hernandez (Vis) 9:46.26, Madden (Val) 9:47.80, Dunn (PH) 9:50.89, Neilson (MC) 9:58.32, Lyons-Quirk (Pow) 10:00.03, Halleland (WH) 10:00.69, Ignacio (SM) 10:05.92, Padilla (CV) 10:07.91, Aginiga (Hill) 10:12.34.

D II: Polito (VC) 9:37.67, Garratt (UC) 9:39.35, Skerl (VC) 9:40.42, Lawrence (Ram) 9:40.89, Kumbi (Hv) 9:51.32, Sanchez (Ram) 9:56.88, Thielend (USD) 10:00.84, Bouchard (StA) 10:09.11.

110 HH:

NOTE: Hand times were used after automatic timing failed in first

heat.

D I, Ht 1: (w: +1.4) Harvey (Swe) 14.5, Barmer (Hx) 14.8, Dudek (TP) 15.0, Vargas (BV) 15.2, Lockwood (Pow) 15.6, Gruber (ECp) 15.9. Ht 2: (+2.2) Talbert (MC) 14.2, Feehan (Esc) 14.5, Cunningham (WH) 14.7, Muehlback (TP) 15.1, Taylor (GH) 15.3, Barnhill (SM) 15.5, McChristian (SR) 16.2. Ht 3 (+0.8): Hunter (GH) 13.8, Lewis (MntV) 14.7, Bartsch (EL) 14.8, Curry (EL) 14.9, McLeod (Fall) 15.5, Pao (Clx) 15.8, Hurley (Car) 15.9.

D 2, Ht 1: (+0.3) Frazier (UC) 14.5, Enriquez (StA) 15.0, Ibarra (Imp) 15.60. Ht 2: Stroh (VC) 14.9, Bailey (UC) 15.2, Reina (OG) 15.9, Gadson (Ser) 15.9, Salazar (Swst, EC) 16.0. Ht 3: Encinas (Braw) 14.8, Symons (Cla) 15.1, Woods (Linc) 16.0.

300 IH:

D I, Ht 1: Hunt (Vis) 39.47, Vargas (BV) 39.62, Barnhill (SM) 39.77, Oden (CV) 41.23, Brubaker (TP) 41.62, Fuselier (SP) 41.71, Welter (GH) 41.74, McLeod (Fall) 41.75. Ht 2: Talbert (MC) 39.31, Cunningham (WH) 39.94, LaCaze (TP) 40.99, Hillary (BV) 41.55, Lonzon (Mont) 41.56, Hayward (ECM) 41.67. Ht 3: Hunter (GH) 36.34, Lockwood (Pow) 40.52, Bornes (RBV) 40.70, Young (Val) 40.91, Herrera (Esc) 41.50, Gruber (ECp) 41.68, Bartsch (EL) 41.90, West (TP) 41.97.

D I, Ht 1: Nowden (MB) 39.68, Gilbert (Linc) 40.41, Stroh (VC) 41.10, Adams (Ram) 42.33, A. Contreras (VC) 42.87. Ht 2: Enriquez (StA) 40.10, Encinas (Braw) 40.35, Gadson (Ser) 40.82, Symons (Cla) 41.45, Kharatnov (LJ) 41.49, Reina (OG) 41.55.

4x100:

D I, Ht 1: Mt. Carmel 42.54, Sweetwater 42.63, Vista 42.88, Rancho Buena Vista 44.03, Castle Park 44.09, Escondido 44.30. Ht 2: Helix 41.53, Granite Hills 41.98, Monte Vista 42.43, Mount Miguel 43.06, San Pasqual 43.62, La Costa Canyon 44.15, West Hills 44.55. Ht 3: Morse 42.57, Rancho Bernardo 42.81, El Camino 43.22, Chula Vista 44.00, Poway 44.98.

D 2, Ht 1: Serra 42.57, Lincoln 43.18, Valley Center 43.56, La Jolla 44.06, Horizon 44.82, St. Augustine 44.90. Ht 2: University City 41.52, Ramona 43.05, Mission Bay 43.14, Central, EC 44.61.

4x400:

D I, Ht 1: Vista 3:19.52, Mt. Carmel 3:21.68, San Pasqual 3:22.05, Escondido 3:23.61, Rancho Buena Vista 3:23.62, West Hills 3:23.94, Eastlake 3:29.20, Chula Vista 3:29.42. Ht 2: Granite Hills 3:16.56, Helix 3:17.96, Monte Vista 3:24.65, La Costa Canyon 3:25.29, Poway 3:25.38, Torrey Pines 3:27.14, Fallbrook 3:27.20.

D 2, Ht 1: Serra 3:24.27, University City 3:26.62, Horizon 3:28.74, St. Augustine 3:30.93, El Cajon Valley 3:31.25, Brawley 3:32.11. Ht 2: Lincoln 3:22.63, University of San Diego 3:25.65, La Jolla 3:26.60, Valley Center 3:27.32, Bishop's 3:31.75, Ramona 3:35.24.

High Jump:

D I: White (RB) 6-9, McDonough (LCC) 6-6, Okenwa (Mor) 6-6, Curry (EL) 6-4, Marton (Car) 6-2, Neudecker (BV) 6-2, Anderson (LCC) 6-0, Rollins (MC) 5-10, Armstrong (Clx) 5-10.

D II: Blackmon (Mad) 6-0, Henderson (Cent, EC) 5-11, Stroh (VC) 5-11, Sledge (Sant) 5-11, Egypt (Craw) 5-10, Eardmann (Cor) 5-10, Iafe (StA) 5-8, Cavanaugh (LJ) 5-8, Jones (PaloV) 5-8.

Pole Vault:

D I: Leavitt (Hx) 14-8, Hill (RB) 14-4, Miller (RB) 14-4, Spitz (RB) 14-0, Ruark (PH) 14-0, Warner (Car) 14-0,

Please see page 8.



Brandon Zelones
Mira Mesa



Amanda Perry
University of San Diego



Keiana Shannon
Hoover



Holli Mayer
Monte Vista

Marshall (WH) 14-0, Aleman (EL) 14-0, Malmuth (TP) 13-6, Garcia (WH) 13-6, Kaesser (Fall) 13-6, Daley (Vis) 13-6, Figueroa (GH) 13-6, Spehar (RB) 13-6, Earhart (MiM) 13-0, Salazar (Pow) 13-0, Sabin (SP) 12-6, Galimba (Esc) 12-6.

D II: Nyberg (UC) 13-6, Valle (UC) 13-0, Poyner (Ser) 13-0, Hori (OG) 12-0, Barry (USD) 12-0, Beanum (VC) 12-0, Mihalik (SDA) 12-0, Low (LJ) 12-0, Bonney (VC) 11-6.

Long Jump:

D I: Harvey (Swe) 22-6.25, White (RB) 22-5, Mootry (Mor) 22-3, Agurs (Gro) 21-11.75, Hutsona (Hx) 21-10.25, Buchanan (Oc) 21-9.75, Cunningham (SR) 21-8.25, Fromer (MiC) 21-7.25, Carroll (Hx) 21-6.75, Nuckols (SM) 21-6.25, Barard (Vis) 21-5.25, Neudecker (BV) 21-0.25, Guy (LCC) 20-11.75, Rogers (Mor) 20-11.75, Hernandez (Gro) 20-8.5, J. Wessel (Hill) 20-8.25, Picou (MiM) 20-7.5.

D II: Nowden (MB) 23-7.25, Gilbert (Linc) 22-10.25, Sabal (Cent, EC) 21-11.75, Wu (UC) 21-5.75, Weathers (Ser) 21-5.75, Skrzypczak (VC) 21-4.5, Greene (Ram) 21-4, Jensen (Bish) 20-10.25, Woods (Linc) 20-5.25, Long (UC) 20-4, Turner (Hzn) 20-4.

Triple Jump:

D I: White (RB) 46-5.25, Haynes (RB) 45-8, Harvey (Swe) 45-3.25, Bornes (RBV) 44-11.25, Neudecker (BV) 44-7.25, Buchanan (Oc) 43-11, Lesenyie (RBV) 43-9.25, Roberson (Mor) 43-6.25, Agurs (Gro) 43-3.25, J. Wessel (Hill) 42-10.25, Williams (Swe) 42-6.25.

D II: Skrzypczak (VC) 46-3.75, Greene (Ram) 43-9.5, Iafe (StA) 43-6, Nowden (MB) 42-10.5, Trippett (UC) 42-7.75, Long (UC) 42-3, Ibarra (Imp) 41-9.5, Jones (Palov) 41-6, Salazar (Swest, EC) 41-3.5.

Shot Put:

D I: Clarke (GH) 56-8.75, Holzhauser (RBV) 53-9.5, Arosemena (Vis) 50-7, Driggs (Swe) 50-0.5, Cayas (BV) 50-0, Rangel (EL) 49-1.5, Charles (Swe) 48-7.5, Moran (Fall) 48-1, Hansen (Hill) 47-10.75, DeBoer (RBV) 47-10.5, Newbern (Mor) 47-8, Smith (GH) 46-9, Luna (Val) 46-7.75, Lozano (ECp) 46-2.25, Fejaran (Swe) 46-2, Allotta (RB) 46-1.25.

D II: Gonzalez (VC) 52-0.75, Abbott (MB) 48-5.5, Bray (MB) 47-9.25, Phan (UC) 47-4, Seargent (Ram) 46-2.25, Carr (VC) 45-8, Wilson (Sant) 45-5, Martinez (Braw) 44-11.75, Learn (LJ) 44-10.5.

Discus Throw:

D I: DeBoer (RBV) 174-4, Clarke (GH) 173-1, Rangel (EL) 166-6, Watson (ECm) 159-8, Thompson (Fall)

158-7, Smith (GH) 158-6, Holzhauser (RBV) 152-9, Arosemena (Vis) 152-8, Cayas (BV) 151-8, Alexander (CV) 149-0, Thompson (SM) 146-5, Pulaski (TP) 145-1, Atkinson (BV) 144-11, Driggs (Swe) 144-0, Schuh (Ptl) 143-5, Ellis (RB) 142-10, Perrault (Fall) 142-2, Allotta (RB) 139-9, Lozano (ECp) 139-8, Stephens (CP) 137-1, Charles (Swe) 135-2, Fejaran (Swe) 134-9, Nevarez (Fall) 134-8.

D II: Bray (MB) 155-0, Abbott (MB) 154-11, Gonzalez (VC) 153-8, Wilson (Sant) 150-10, Learn (LJ) 146-8, Seargent (Ram) 133-1, Dingle (Cor) 132-3, Carr (VC) 131-8, Wellcome (Braw) 130-8.

GIRLS:

At Escondido High, Saturday, May 19. Conditions: generally good. Some heat problems.

100:

D I, Ht 1: Hawes (Hx) 12.23, Hall (RBV) 12.51, Rodgers (CP) 12.69, James (RB) 12.81, Halton (CP) 13.01, Bush (Esc) 13.17. Ht 2: Diego (ECm) 12.35, Mason (CV) 12.53, Matison (MiC) 12.55, Doe (TP) 12.60, Lowery (Mor) 12.71, Gibbs (O'Neil) 12.90, Patterson (CP) 12.98, O'Neil (CV) 12.99. Ht 3: Henderson (Mor) 11.70, Summerville (SR) 12.48, Hackett (Mor) 12.62, Fox (Gro) 12.86, McKinze (Hx) 12.87, Hegner (WH) 13.19.

D 2, Ht 1: Smiley (Ser) 12.68, Manley (Linc) 12.78, Anderson (Ser) 12.84, Holiday (Hzn) 12.94, Lin (LJ) 12.99. Ht 2: Beverly (USD) 12.15, Hinton (Linc) 12.76, Jackson (Kny) 12.81, Carlson (SFC) 12.94, Hall (Ser) 13.07, Winn (Bish) 13.18.

200:

D I, Ht 1: Landry (RB) 25.70, Bryant (MiM) 25.71, Mason (CV) 26.15, Patterson (CP) 26.22, Hawes (Hx) 26.36, Rodgers (CP) 26.51, Lowery (SP) 26.60. Ht 2: Hall (RBV) 25.11, Hackett (Mor) 25.87, Mandy (CV) 26.45, Summerville (SR) 26.47, James (RB) 26.47. Ht 3: Henderson (Mor) 23.85, Diego (ECm) 25.41, Doe (TP) 25.91, Fox (Gro) 26.26, Evans (SP) 26.43, Hankins (MiM) 26.50, Sanders (Hill) 26.67.

D 2, Ht 1: Smiley (Ser) 25.42, Blake (FP) 25.48, Hall (Ser) 26.22, Hinton (Linc) 26.30, Lin (LJ) 26.37, Winn (Bish) 27.06, Willis (OLP) 27.15. Ht 2: Beverly (USD) 24.85, Holiday (Hzn) 25.84, Manley (Linc) 26.19, Jackson (Kny) 26.55, Duff (VC) 26.79, Holmes (Swest, EC) 26.92, Heurtelou (Cor) 27.17.

400:

D I, Ht 1: Mattos (Fall) 56.99, Landry (RB) 57.96, Willingham (Hx) 59.23, Christian (Mor) 60.17, Muhich (LCC) 61.40, Torres (Clx) 62.58. Ht 2: Hall (RBV) 56.74, Rothert (Fall) 57.53, Hankins (MiM) 58.36, Sanders (Hill) 59.12, Bryant (MiM) 61.54. Ht 3: Henderson (Mor) 54.52, Mayer (MntV) 59.66, McLean (Vis) 59.98, Mandy (CV) 60.19, Winfield (Oc) 60.69, Mitchell (Swe) 62.28.

D 2, Ht 1: Blake (FP) 57.34, Duff (VC) 60.72, Wittry (Cor) 61.69, Gamboa (Swst, EC) 63.04. Ht 2: Schmucker (LJ) 56.69, Easterling (Ser) 61.17, Schiele (ECV) 61.56, Hogan (USD) 61.61, Fagan (Linc) 63.42.

800:

D I, Ht 1: Phipps (Mor) 2:15.71, Allen (RBV) 2:19.31, Paras (EL) 2:22.73, Velasco (SP) 2:23.33, Lynn (Car) 2:23.79, Komosinski (TP) 2:27.29. Ht 2: Hall (RB) 2:19.44, Winfrey (WH) 2:20.52, Robinson (CV) 2:20.84, Melendrez (Pow) 2:24.39, White (LCC) 2:26.40, Sar. St. Laurent (ECm) 2:28.80. Ht 3: Mier (SM) 2:21.68, Mecklenberg (TP) 2:23.49, E. Harns (Hx) 2:23.97, Toland (Esc) 2:25.54, Schuster (TP) 2:27.77, Johnson-Westlie (Hx) 2:29.30.

D 2, Ht 1: Kelly-Cochrané (USD) 2:21.23, de Carvalho (UC) 2:22.45, Gabriel (UC) 2:24.86, Guerrero (LJ) 2:25.58, Cuaresma (OLP) 2:25.88, Barnes (OLP) 2:29.61. Ht 2: Timinsky (SDA) 2:15.29, Raffray (SDA) 2:21.04, Wingert (Cor) 2:24.14, A. Hough (VC) 2:29.04, Ooms (UC) 2:29.74.

1600:

D I, Ht 1: Hall (RB) 5:09.76, Komosinski (TP) 5:11.75, Marquez (ECp) 5:12.07, Sick (MiC) 5:15.37, Scott (SP) 5:16.15, Mier (SM) 5:20.07, Gillespie (WH) 5:21.85, Marquez (CV) 5:23.94, Sar. St. Laurent (ECm) 5:24.85, Baird (Hx) 5:27.47, Straight (Val) 5:29.99, Ramos (Fall) 5:32.85. Ht 2: Davila (Hill) 5:00.05, Schuster (TP) 5:09.12, Matlack (Fall) 5:13.65, Allen (RBV) 5:14.93, Farrior (Hx) 5:17.25, Sab. St. Laurent (ECm) 5:18.70, Bledsoe (MiC) 5:19.17, Maletz (Pow) 5:20.53, Nugent (WH) 5:21.00, Soule (LCC) 5:23.05.

D 2, Ht 1: Kilmer (Ram) 5:09.18, Leek (LJ) 5:11.92, Ooms (UC) 5:24.85, Baker (MntE) 5:27.04, Jimenez (MarC) 5:29.98, A. Hough (VC) 5:31.13. Ht 2: Timinsky (SDA) 4:59.35, Petersen (FP) 5:20.10, Guerrero (LJ) 5:23.46, Mendez (Braw)

5:25.38, Bostwick (UC) 5:29.27, Byrne (USD) 5:30.78.

3200:

D I: Davila (Hill) 11:09.15, Marquez (ECp) 11:18.89, Barre (MiC) 11:22.19, Baird (Hx) 11:24.01, Rethmeier (SP) 11:31.99, Yee (RB) 11:36.73, Yamout (MiC) 11:41.23, Farrior (Hx) 11:44.11, Matlack (Fall) 11:52.31, Burke (PH) 11:52.61, Harrier (MiC) 11:54.65, Branson (BV) 11:56.20, Sab. St. Laurent (ECm) 11:58.22, Southard (WH) 11:59.30, Villasana (Swe) 12:04.20, Vale (RB) 12:06.10, Johnson (CP) 12:12.65.

D II: Kilmer (Ram) 11:13.05, Stalaker (Ram) 11:28.45, Adsit-Morris (UC) 11:29.23, Leek (LJ) 11:29.40, Serna (MB) 11:29.45, D. Hough (VC) 11:42.41, Mendez (Braw) 11:45.88, Byrne (USD) 12:13.53, Swigart (LJC) 12:24.30.

100 H:

D I, Ht 1: Pound (Pow) 15.25, Afenir (Esc) 15.36, Sims (CV) 16.09, Jones (MiC) 16.23, Hayes (EL) 16.62, Fox (WH) 16.70, McClurg (GH) 16.78. Ht 2: Davis (ECm) 15.33, Eggleston (ECm) 15.38, White (RB) 15.72, Albini (SP) 16.53, Teigen (ECp) 16.58, Malchow (EL) 17.28. Ht 3: Barmer (Hx) 15.85, Tanner (Gro) 16.00, Hawkins (Mor) 16.21, Dostal (WH) 16.41, Andrews (Pow) 16.95, Schim (LCC) 17.20, Tavanuu (Swe) 17.29.

D 2, Ht 1: Travis (Braw) 15.82. Ht 2: Shannon (Hv) 16.08, Schultz (CalC) 17.41, Perry (USD) 17.43, Lugo (MB) 17.43. Ht 3: Smith (Linc) 15.61, L. Kuhlowl (Cor) 16.64, Rolls (OG) 16.88, Dambkowski (VC) 17.36.

300 LH:

D I, Ht 1: Albini (SP) 46.81, Jones (MiC) 47.14, Burton (Mor) 48.39, Turner (RBV) 48.74, Sims (CV) 49.49, Afenir (Esc) 49.53, Holmes (BV) 50.04. Ht 2: Barmer (Hx) 46.64, Schroeder (RB) 47.43, Maurer (Fall) 48.10, Abdullah (MiM) 48.46, Johnson (MiC) 48.47, Knudson (BV) 49.19, Teigen (ECp) 49.23. Ht 3: Pound (Pow) 45.17, Davis (ECm) 47.01, White (RB) 47.79, Schim (LCC) 47.92, Bolden (Mor) 49.97, Martinez (CP) 49.99, Diaz (Fall) 50.08, P. Beauford (ECm) 50.26.

D 2, Ht 1: Shannon (Hv) 47.35, Perry (USD) 48.78, Felix (Linc) 49.75, Black (Swst, EC) 50.65, Lugo (MB) 50.96. Ht 2: Smith (Linc) 46.23, Woolfolk (MB) 48.09, Alvard (VC) 49.23, McColl (USD) 51.00.

4x100:

D I, Ht 1: El Camino 48.49, Chula

Please see page 9.

CIF Prelims:

From previous page.

Vista 49.03, Rancho Bernardo 49.29, Mt. Carmel 49.83, Castle Park 50.05, Escondido 50.19, Rancho Buena Vista 51.36, Bonita Vista 51.63. Ht 2: Helix 48.69, Morse 49.34, Mount Miguel 49.81, San Pasqual 50.00, Scripps Ranch 50.86, Poway 51.36, La Costa Canyon 51.54, El Capitan 51.60.

D 2, Ht 1: Kearny 50.60, La Jolla 51.07, Valley Center 51.22, Southwest, EC 52.02. Ht 2: Serra 49.59, Francis Parker 51.15, El Cajon Valley 51.90. Ht 3: Lincoln 48.81, University of San Diego 50.30, Coronado 50.92.

4x400:

D 1, Ht 1: Morse 3:52.72, La Costa Canyon 4:01.54, Poway 4:04.66, Castle Park 4:04.97, Torrey Pines 4:09.60, Mt. Carmel 4:12.59, Sweetwater 4:17.78, Calexico 4:21.58, Bonita Vista 4:22.66. Ht 2: Rancho Bernardo 4:00.09, Helix 4:01.13, Monte Vista 4:01.59, Fallbrook 4:01.61, San Pasqual 4:06.72, Escondido 4:13.28, Hilltop 4:17.67, El Capitan 4:19.09, Grossmont 4:25.02.

D 2, Ht 1: Southwest, EC 4:13.01, La Jolla 4:16.39, Valley Center 4:18.02, Ramona 4:24.90. Ht 2: Lincoln 4:10.06, Coronado 4:12.20, University of San Diego 4:14.18, La Jolla Country Day 4:25.24, El Cajon Valley 4:25.99.

High Jump:

D 1: Jones (TP) 5-4, Tate (RB) 5-4, Tanner (Gro) 5-3, Bartkiewicz (CV) 5-2, Jackson (Car) 5-2, Cassidy (Oc) 5-2, Brewster (GH) 5-1, Gutierrez (RB) 5-1, Brown (SM) 5-0, Bornes (RBV) 5-0, Mello (MtC) 5-0, Campbell (Val) 5-0, Walker (TP) 5-0, Jefferson (Vis) 5-0.

D 11: Carlson (SFC) 5-2, Buckner (Linc) 5-0, Ransom (Sant) 5-0, Jackson (Kny) 4-10, Cato (Holt) 4-10, Wentz (LJCD) 4-10, Clune (USD) 4-10, Ogata (SDA) 4-8, Carnevale (Bish) 4-8.

Pole Vault:

D 1: Pascarella (RB) 11-8, Russ (GH) 11-4, Halliburton (TP) 10-4, Orlando (MIM) 10-4, Wilkinson (EL) 10-0, Asay (Swe) 10-0, Nowinski (MiM) 10-0, Moyer (Car) 10-0, Earle (RB) 10-0, Leyvas (RB) 10-0, Walkush (SR) 9-6, Hodgers (CV) 9-6, Navidi (RB) 9-6, DeBarros (MtC) 9-6, Lopez (WH) 9-6, Sage (MtC) 9-6, Vieira (PIL) 9-0, Jenkins (GH) 8-6.

D 11: Pierce (VC) 9-0, Jackson (OLP) 8-6, Fiehler (VC) 8-6, Garcia (OG) 8-6, Robbins (FP) 8-6, Sloyer (U) 8-0, Cavanagh (SDA) 8-0, Behr (U) 7-6, Gora (USD) 7-6, Robbins (Car) 7-6.


Long Jump:

D 1: Hall (RBV) 17-11.5, Rice (Mor) 17-8.25, Kuzhipallil (LCC) 17-5.75, Thomas (ECM) 17-5.25, Mattos (Fall) 17-5, Bornes (RBV) 17-1.5, Kr. Erna (SP) 17-1.25, Newman (LCC) 16-9.75, Abdullah (MIM) 16-2, Hayes (EL) 15-10.75, Crockett (MIM) 15-10.5, Mandy (CV) 15-8.5, Fielden (Car) 15-8.25, Brown (PH) 15-7.75, Hammarsten (Car) 15-6.75, Cassidy (Oc) 15-4.5.

D 11: Carlson (SFC) 17-0.5, Beverly (USD) 16-9.5, Anderson (Ser) 16-9, Carnevale (Bish) 16-3.5, Kryger (VC) 15-10.5, Holmes (Swst, EC) 15-4.75, Kuhn (USD) 15-2.5, Felton (Ser) 15-1.75, Goodman (UC) 15-1.5.

Triple Jump:

D 1: Eggleston (ECM) 36-4, Bornes (RBV) 36-0.75, Abdullah (MIM) 35-10.5, Hannibal (BV) 35-9.5, Salahuddin (Hill) 35-6.25, Thomas (ECM) 35-5, Williamson (Mor) 35-1.5, Blakely (Esc) 35-1.5, McKinney (RBV) 34-10.5, Greene (RB) 34-10.5, Fox (WH) 34-8, Trapps (SP) 33-10.5, Brown



Baumar Brumfield, Shaunta Harper
University City Mission Bay

(PH) 33-8.25, Cornett (WH) 33-7, Coogan (LCC) 32-8.25, Taylor (BV) 32-5.

D 11: Anderson (Ser) 35-10, Travis (Braw) 35-1.75, Zuidema (CalC) 33-8, Jean-Giles (Kny) 32-6.25, Lavine (Ram) 32-3, Dambkowski (VC) 32-1.5, Arjok (Hv) 32-1.5, Pekras (LJ) 32-0, Adams (ECV) 31-8.75.

Shot Put:

D 1: Taumua (Swe) 46-10.25, Hood (Mor) 40-6.5, Johnson (Fall) 39-10.5, Barber (Vis) 36-6, Mateo (CP) 35-7, Concha (Swe) 35-4, Vandervort (SP) 35-0, Smilter (SP) 34-5.25, Rickman (Oc) 33-9.5, Oakland (ECM) 32-11, Johansen (MntV) 32-10.5, Peterson (Hx) 32-9.5, Laurent (ECM) 32-6.75, Griffin (WH) 32-6.75, Gendron (Pow) 32-5.5, Doung (MtC) 32-3.5, Maginnis (ECp) 32-3, Acosta (Vis) 32-1.75, R. Makihele (SM) 32-1.

D 11: Flores (Braw) 37-1.25, Akinfosile (LJCD) 34-9, Dawson (UC) 33-5, Hilliard (Braw) 33-3.5, Aquil (MB) 32-9.5, Maciejewski (VC) 32-0, Kondrick (LJ) 31-11.25, Day (MB) 31-6.75, Trogdon (VC) 31-6.

Discus Throw:

D 1: Johnson (Fall) 136-11, B. Makihele (SM) 133-5, Hood (Mor) 122-9, Young (EL) 120-0, DeWeese (RBV) 113-11, Mateo (CP) 113-5, Rickman (Oc) 113-4, Singley (WH) 113-0, R. Makihele (SM) 111-5, Udeh (Mor) 111-4, Mitchell (RBV) 108-4, Concha (Swe) 108-0, Ray (TP) 106-10, Martinovich (EL) 104-9, Seilhan (MtC) 102-5, McKinney (Val) 100-5.

D 11: Flores (Braw) 106-3, Turpin (Sant) 104-8, Akinfosile (LJCD) 104-4, Singleton (Craw) 104-1, Schatzinger (Ram) 102-10, Day (MB) 102-9, Kondrick (LJ) 102-3, Dessert (Swst, EC) 101-5, Byrne (Ram) 99-3.

Best 2001 Marks:


NOTE: Minimum standards for marks listed are identical to San Diego Union-Tribune standards.

Converted times from yard distances are noted (example: 52.4c), and conversions are based on the Track & Field News BIG RED BOOK.


In the 100, 200, 4x100 Relay, 100 Hurdles and 110 High Hurdles, separate lists are maintained for hand times and automatic times.

In all other events, hand times and automatic times are combined on the same lists. The hand times are in tenths of a second, and automatic times are in hundredths. On our lists, they are ranked in numerical order although it is recognized that automatic times are 0.24 seconds faster than hand times. Thus, a 51.23 (automatic) is superior to a 51.0 (hand), although we don't list them that way.

Please notify Track Magazine with corrections, omissions or additions.



Steve Maldonado
Vista



Jeff McNeal
Montgomery

11.0 Darren Fitzpatrick, Esc
11.0 Ian Moreland, Morse
11.0 David Himchak, MtC
11.0 Bryce Yeaton, Ram
11.0 Kenyatta Williams, Mont
11.0 Jose Chavez, Clxco
11.0 Speedy Anthony, Ecam
11.0 Josh Cooper, WH
11.1 Richard Moss, LJ
11.1 Dustin Graham, RB
11.1 Maurice Williams, CP
11.1 Randon Jorgensen, Vista
11.1 Angelo Vargas, BV
11.1 Nate Skrzypczak, VC
11.1 Henderson, MiraM

200:

Automatic time:

21.44 Deun White, RB
21.70 Reggie Bush, Hx
21.80 Chauncey Smith, UC
21.88 D. J. Contreras, VC
21.94 Cory Jones, Linc
22.00 Michael Johnson, Serra
22.05 Fiat Johnson, Serra
22.07 Richard Del Rincon, MontV
22.11 Baumar Brumfield, UC
22.16 Brady Douglas, MtM
22.21 Eddie Thomas, MontV
22.27 Bernard Lam, Bish
22.28 Nigel Martin, Vis
22.31 Galen O'Neal, GH
22.33 Shaunta Harper, MB
22.49 David Hendricks, Hrzn
22.52 Clarence Cunningham, SR
22.57 Michael Matison, MtC
22.58 Pat Mahoney, MtC
22.66 Mike Marshall, RBV
22.70 Allen Thompson, Sweet

Please see page 10.

BOYS:

Marks received by May 23.

100:

Automatic time:


10.79 Reggie Bush, Hx
10.87 Blake Frazier, UC
10.89 Michael Matison, MtC
10.94 Chauncey Smith, UC
10.95 Richard Del Rincon, MontV
10.97 Allen Thompson, Sweet
11.05 David Evans, GH
11.05 Galen O'Neal, GH
11.05 Baumar Brumfield, UC
11.06 Michael Johnson, Serra
11.08 Shaunta Harper, MB
11.09 Cory Jones, Linc
11.13 Darrell Hulsone, Hx
11.17 Nigel Martin, Vista
11.19 Curtis Flowers, SP
11.21 Thomas Mootry, Morse
11.21 Darren Fitzpatrick, Esc
11.21 Jamal Tate, Hoov
11.27 Bryce Yeaton, Ram
11.27 DeAngelo Davies, UC
11.30 David Himchak, MtC
11.31 Clarence Cunningham, SR
11.32 Mike Marshall, RBV
11.33 Boris McDaniel, Linc

Wind-aided:

10.64 Reggie Bush, Hx (+3.0)
11.01 Galen O'Neal, GH (+3.0)

Hand time, no wind readings:


10.4 Blake Frazier, UC
10.4 Reggie Bush, Hx
10.5 Richard Del Rincon, MontV
10.5 Chauncey Smith, UC
10.5 Marcellus Edwards, Braw
10.5 Nigel Martin, Vista
10.6 Shaunta Harper, MB
10.6 Jamal Tate, Hoov
10.7 Michael Matison, MtC
10.7 Jason Macklin, Vista
10.7 Anthony Hellum, Cent, EC
10.7 Michael Johnson, Serra
10.7 Nick Banks, Kny
10.7 Baumar Brumfield, UC
10.8 Brian McIntosh, Gross
10.8 Gerrell Henderson, Cent, EC
10.8 Cory Jones, Linc
10.8 John Principato, Gross
10.8 Travis Picou, MtM
10.8 Allen Thompson, Sweet
10.8 Galen O'Neal, GH
10.9 Fiat Johnson, Serra
10.9 Will Buchanan, Oc
10.9 Adam Gajo, MiraM
10.9 Darrell Hulsone, Hx
10.9 David Evans, GH
10.9 Billy Walker, Ecam
10.9 Nick Lewis, MontV
10.9 Anthony Lewis, UC
10.9 Mike Marshall, RBV
10.9 Alvin Debose, CV
10.9 Chris Shuster, WH
10.9 Terrence Johnson, Swst, EC
11.0 Clarence Cunningham, SR
11.0 Napoleon McNeal, Mont
11.0 Anthony Sabal, Cent, EC
11.0 Curtis Flowers, SP
11.0 DeMarcus Small, East
11.0 Deun White, RB
11.0 Jeff McNeal, Mont
11.0 Mark Whaley, East
11.0 Matt Pitcher, RBV



David Ries
Julian



Justin McCullough, Austin Allen
Southwest (El Centro), Clairemont



Michael Strong
Holtville

Boys Marks:

From previous page.

22.71 Jamal Tate, Hoov
22.71 Anthony Lewis, UC
22.72 Curtis Flowers, SP
22.73 John Greene, Crow
22.76 David Evans, GH
22.79 Eder Mendoza, MB
22.81 Darren Fitzpatrick, Esc
22.85 Marcus Carroll, Hx
22.90 Nick Lewis, MontV
22.90 Ian Moreland, Morse
22.94 Paul Rosales, Pow
22.94 DeAngelo Davies, UC
22.94 Tyree Jones, ECam
22.97 Jose Rodriguez, LJ
23.02 Walter Scott, Sant
23.03 Travis Picou, MIM
23.10 Gabe Uribe, MIC
23.12 Ishajuwan Sanders, CP
Wind-aided:
21.56 Reggie Bush, Hx (+2.2)
Hand time, no wind reading:
21.5 Deun White, RB
21.6c Reggie Bush, Hx
21.7 Richard Del Rincon, MontV
21.7 Nigel Martin, Vista
21.9 Michael Matison, MIC
21.9 D. J. Contreras, VC
21.9c David Evans, GH
22.0 David Hendricks, Hrzn
22.0 Allen Thompson, Sweet
22.1c Eddie Thomas, MontV
22.2 Cory Jones, Linc
22.2 Mike Marshall, RBV
22.3c Travis Picou, MIM
22.3 Galen O'Neal, GH
22.3 Baumar Brumfield, UC
22.3c Brady Douglas, MIM
22.4 Jamal Tate, Hoov
22.4 Bernard Lam, Bish
22.4 Darren Fitzpatrick, Esc
22.4 Shaunta Harper, MB
22.4c Marcus Carroll, Hx
22.5 Clarence Cunningham, SR
22.5 Pat Mahoney, MIC
22.5 Herman Nuckols, SM
22.6c John Greene, Crow
22.6 Mike Johnson, Serra
22.6c Eder Mendoza, MB
22.6 Jose Rodriguez, LJ
22.7 Tyree Jones, ECam
22.7 Chauncey Smith, UC
22.7 Anthony Hellum, Cent, EC
22.8 Quentin Anderson, Val

22.8 Fiat Johnson, Serra
22.8 Steve Maldonado, Vista
22.8c Darrell Hutsona, Hx
22.8 Speedy Anthony, ECam
22.8 Billy Walker, ECam
22.8 Marcellus Edwards, Braw
22.9 Curtis Flowers, SP
22.9 Avante Agurs, Gross
22.9 Josh Cooper, WH
22.9 Mark Dowsing, LCC
22.9 Alvin DeBose, CV

400:
47.79 Brady Douglas, MIM
48.00 Deun White, RB
48.60 D. J. Contreras, VC
48.72 Eddie Thomas, MontV
49.05 Bernard Lam, Bish
49.20 Eder Mendoza, MB
49.28 Ferris Galyon, RBV
49.3c Jeff Hunter, GH
49.66 Will Buchanan, Oc
49.8 Nico Cueva, Esc
49.90 David Evans, GH
49.93 Pat Mahoney, MIC
50.06 Hunter Reddick, Morse
50.07 Steve Maldonado, Vista
50.15 Mark Dowsing, LCC
50.20 Todd Watkins, Hx
50.2c Reggie Bush, Hx
50.40 DeAngelo Davies, UC
50.58 Fiat Johnson, Serra
50.61 Jeff McNeal, Mont
50.8 Ben Aragon, WH
50.8 Lester Cole, Linc
50.89 Paul Rosales, Pow
50.9 Scott LaCaze, TP
50.9 Herman Nuckols, SM
51.0 Matt Andre, SP
51.0 DeMarco Sampson, CP
51.05 Robert Keatch, PH
51.05 Walter Scott, Sant
51.1 Darrell Talbert, MIC
51.18 Greg Morgan, Caro
51.30 Austin Allen, Claire
51.3 Brandon Borne, RBV
51.3c Roy Benjamin, Hx
51.4 Justin McCullough, Swest, EC
51.4c Mike Perez, MontV
51.47 Sal Bono, GH
51.49 Chris Pettit, Ram
51.5c Boris McDaniel, Linc
51.5 Quentin Anderson, Val
51.5 Brandon McNally, East
51.70 Steve Dalton, USD
51.7 Demetrius Westbrook, Morse
51.7c Marcus Carroll, Hx
51.71 Jeremy Taylor, Vista
51.84 David Ries, Julian
51.9 David Hendricks, Hrzn
51.9 Al Tookes, ECV
51.9c Tyree Jones, ECam
52.0 Avante Agurs, Gross
52.0 Mario Fierro, USD
52.0c Jimmy Ungricht, Fall
52.08 Jason Reed, StA
52.11 Gabe Uribe, MIC
52.2 Ross Ramsey, WH
52.2 Marcos Torres, Braw
52.2 Cooper Bachman, VC
52.2 Raul Islas, CV
52.27 Ryan McRoskey, StA

800:
1:52.7 Jimmy Ungricht, Fall
1:53.45 Ben Aragon, WH

1:54.26 Nico Cueva, Esc
1:54.60 Aaron Powell, Pow
1:55.97 Cooper Bachman, VC
1:56.94 Chris Ferrier, LJ
1:56.99 Matt Johnson, SP
1:57.81 Artemio Mateo, RBV
1:58.0 Abadir Barre, MIC
1:58.45 Mario Fierro, USD
1:58.48 Steven Servis, Esc
1:58.5c David Santos, Val
1:58.71 Mark Baddas, Vista
1:59.12 Devin Lyons-Quirk, Pow
1:59.3 Alan Aradanas, MIC
1:59.3 Drew Porter, LCC
1:59.6 Chris Gausepohl, Fall
1:59.70 Chris Tanks, RB
1:59.8 Barrett Larson, LCC
1:59.84 Sal Bono, GH
2:00.0 Eric Dunn, PIL
2:00.0c Leigh Carter, Hx
2:00.0 Anthony Fogelstrom, Carls
2:00.22 Shawn Savage, WH
2:00.24 Kevin Schible, WH
2:00.3 Ricky Roane, Ram
2:00.5 Ryan Montez, Vista
2:00.8 Will Kraemer, ANA
2:01.03 Nick Kelleher, Vista
2:01.23 John Wai, Chrstn
2:01.37 Doug Marsh, MIC
2:01.40 Noah Vogelsang, Esc
2:01.4c Moraleja, MIM
2:01.43 Hiladio Larios, Vista
2:01.48 Jason McMurray, UC
2:01.57 Zach Gribben, ECV
2:01.82 Raul Cobian, Braw
2:02.33 Brandon Zelones, MiraM
2:02.4 Ian Ritchie, BV
2:02.41 Michael Strong, Holt
2:02.57 Bryan Perez, RBV
2:02.77 Isaac Pastrana, East
2:02.79 Doug Marsh, MIC
2:02.87 Ronald White, Linc

1500:
3:54.63 Ben Aragon, WH
Conversion to 1600 (according to T&F News conversion tables):
4:11.9 Aragon

1600:
4:16.69 Abadir Barre, MIC
4:18.6 Ben Aragon, WH
4:20.3 Devin Lyons-Quirk, Pow
4:20.95 Will Kraemer, ANA
4:23.51 Ryan Montez, Vista
4:24.49 Chris Ferrier, LJ
4:24.67 David Santos, Val
4:25.50 Alan Aradanas, MIC
4:25.7 Jimmy Ungricht, Fall
4:27.06 Troy Swier, MarV
4:27.21 Gus Polito, VC
4:27.4 Cooper Bachman, VC
4:27.54 Brandon Zelones, MiraM
4:27.69 Andrew Garratt, UC
4:27.83 Chris Gausepohl, Fall
4:29.39 Eric Hernandez, Vista
4:29.41 Brad Liber, UC
4:29.90 Sean Bartonicek, GH
4:30.1 Eric Dunn, PIL
4:30.20 Sean Barrett, StA
4:30.49 Brian Bradshaw, PIL
4:30.59 Dan Driscoll, MontV
4:31.11 Chris Gausepohl, Fall
4:31.17 Adam Goldberg, MIC
4:31.55 Jimmy Retherford, SM


4:31.72 Luke McGinnis, Pow
4:32.1 Luke Haywas, ECam
4:32.13 Benny Gandolfo, ECP
4:32.24 Tyler Middleton, LUCD
4:32.5 Nico Cueva, Esc
4:32.7 Kevin Schible, WH
4:33.0 Alfonso Sosa, LCC
4:33.3 Ramon German, Vista
4:33.7 Ross Halleland, WH
4:33.88 Kevin Brock, MB
4:33.89 Solomon Kumbi, Hoov
4:34.15 Brendan Cronin, USD
4:34.24 Jon Shellhammer, Ram
4:34.30 Matt Raudaskoski, SR
4:34.4 Dustin Whitson, BV
4:34.5 Taylor Williams, Hx
4:34.54 Dan Tanks, RB
4:34.65 Hiladio Larios, Vista
4:34.8 Aaron Powell, Pow
4:34.85 Haji Hassan, Hoov
4:34.9 Babey Wagnew, Hx
4:35.0 Ricky Roane, Ram
4:35.09 Matt Lindeman, Bish
4:35.2 Artemio Mateo, RBV
4:35.2 David Ignacio, SM
4:35.31 Nathan Aginiga, Hill
4:35.33 Paul Coover, LJ
4:35.6 Joe Ruiz de Chavez, RB
4:36.39 Carlos Sanchez, Ram
4:36.5 Craig Nowakowski, Val
4:36.5 Eduardo Mariscal, CV
4:36.5 Abduhi Mukhtar, Sweet
4:36.53 Artemio Mateo, RBV
4:36.8 Kern Huerta, UC
4:36.92 Ryan Skerl, VC
4:37.27 David Marshall, PH
4:37.5 Raul Cobian, Braw
4:37.6 Kip Madden, Val
4:38.1 Kevin Nolan, TP
4:38.26 Tony Illig, VC
4:38.6 Kevin Bickham, ECam

2000 Steeplechase

6:39 Luke Haywas, ECam
3200:
9:13.88 Ben Aragon, WH
9:16.71 Abadir Barre, MIC
9:29.9 Taylor Williams, Hx
9:31.13 Brandon Zelones, MiraM
9:33.5 Benny Gandolfo, ECP
9:33.57 Ryan Montez, Vista
9:33.7 Will Kraemer, ANA
9:37.18 Alan Aradanas, MIC
9:37.67 Gus Polito, VC
9:38.43 Babey Wagnew, Hx
9:38.5 Eric Hernandez, Vista
9:39.2 Devin Lyons-Quirk, Pow
9:39.35 Andrew Garratt, UC
9:39.77 David Santos, Val
9:40.42 Ryan Skerl, VC
9:40.89 Kenny Lawrence, Ram
9:44.92 Luke Haywas, ECam
9:45.15 Troy Swier, MarV
9:45.42 Luke McGinnis, Pow
9:47.37 Adam Goldberg, MIC
9:47.80 Kip Madden, Val
9:48.3 Brad Liber, UC
9:50.1 David Ignacio, SM
9:50.8 Ross Halleland, WH
9:50.89 Eric Dunn, PIL
9:51.2 Alex Casarez, Fall
9:51.32 Solomon Kumbi, Hoov
9:51.5 Drew Bouchard, StA
9:53.05 Dustin Whitson, BV
9:54.46 Carlos Sanchez, Ram
9:54.5 Efrain Carrillo, GH

TRACK MAGAZINE
is now available
at your local
Movin' Shoes store.
(Back issues, too.)


Please see page 11.




Gus Polito
Valley Center



Dan Driscoll
Monte Vista



Luke McGinnis
Poway



Kenny Lawrence
Ramona

Boys Marks:

From previous page.

9:55.91	Zack Neilson, MIC
9:57.87	Abdi Abdrizak, Sweet
9:58.7	Ramon German, Vista
9:59.6	Andres Padilla, CV
10:00.84	Brian Thielen, USD
10:01.2	Rey Ramirez, Carls
10:01.58	Nick Danza, Vista
10:01.8	Haji Hassan, Hoov
10:01.9	Sean Barrett, StA
10:03.0	Brian Bradshaw, Ptl
10:03.1	Nathan Aginiga, Hill
10:03.2	Kevin Brock, MB
10:03.6	Aaron Trunnell, RBV
10:03.7	Wes Rankin, MontV
10:04.7	Dan Tanks, RB
10:09.1	Jon Shellhammer, Ram
10:09.5	Mike Bell, WH
10:10.39	Joe Ruiz de Chavez, RB
10:10.4	Michael Carini, USD
10:10.6	Justin Zelones, SR
10:10.9	Josh Rivera, GH
10:12.4	Navid Hassanzadeh, TP
10:13.48	Sal Acevedo, Swest, EC
10:13.5	Tye Lidman, TP

110 High Hurdles:

Automatic time:	
14.05	Jeff Hunter, GH
14.63	DarNell Talbert, MIC
14.86	Blake Frazier, UC (+0.3)
14.93	Jon Everette, SP
14.99	Trandon Harvey, Sweet
15.03	Nick Lewis, MontV (+0.8)
15.07	John Dudek, TP
15.14	Richard Encinas, Braw (+0.5)
15.18	Ryan Bartsch, East (+0.8)
15.23	Nathan Enriquez, StA (+0.3)
15.24	Trent Stroh, VC
15.30	Jerel Woods, Linc
15.37	Tray Muehlback, TP
15.39	Bryon Barmer, Hx
15.40	Brandon Bornes, RBV
15.42	Jake Symons, Claire (+0.5)
15.48	Mike Cunningham, WH
15.48	Pat Lockwood, Pow
15.50	Gabe Ibarra, Imp
15.51	John Feehan, Esc
15.62	Tim Frinell, Fall
15.73	Wade Curry, East (+0.8)
15.74	Kurt Hurley, Carls (+0.8)
15.80	Tim Bailey, UC
15.87	Chris Reina, OG
15.88	Pat Benitez, MiraM
15.90	David Paco, Clxco (+0.8)
16.02	Aaron Barnhill, SM
16.02	Brian Taylor, GH
16.12	Angelo Vargas, BV
16.14	Jeremiah McLeod, Fall (+0.8)
16.19	Marcel Baca, East

Wind-aided:

14.92	John Feehan, Esc (+2.2)
15.10	Mike Cunningham, WH (+2.3)
15.19	Trent Stroh, VC (+2.1)
15.53	Brian Taylor, GH (+2.2)
15.58	Tim Bailey, UC (+2.1)
15.58	Chris Reina, OG (+2.1)
15.60	Aaron Barnhill, SM (+2.2)
16.02	Jeff Gadson, Serra (+2.1)
16.07	J. Salazar, Swest, EC (+2.1)

Hand time, no wind reading:

14.0	Jeff Hunter, GH
14.5	DarNell Talbert, MIC
14.5	Blake Frazier, UC
14.5	Trandon Harvey, Sweet (+1.4)
14.8	Nick Lewis, MontV
14.8	Bryon Barmer, Hx (+1.4)
14.9	Ryan Bartsch, East
14.9	Jon Everette, SP
14.9	Oleg Kharatonov, LJ
14.9	Reggie Grigsby, Ecam
14.9	Richard Encinas, Braw
15.0	Tray Muehlback, TP
15.0	Mike Cunningham, WH
15.0	Jerel Woods, Linc
15.0	John Dudek, TP (+1.4)
15.1	Tim Frinell, Fall
15.1	Nathan Enriquez, StA
15.2	Trent Stroh, VC
15.2	Brandon Bornes, RBV
15.2	Angelo Vargas, BV (+1.4)
15.3	Jake Symons, Claire
15.3	Aaron Barnhill, SM
15.3	David Paco, Clxco
15.3	Jose Luis Salazar, Swest, EC
15.4	Pat Benitez, MiraM
15.4	Osvaldo Simental, Sweet
15.4	Kurt Hurley, Carls
15.5	Tim Bailey, UC
15.6	Wade Curry, East
15.6	Tres Talbert, RB
15.6	Matt McChristian, SR
15.6	Jeremiah McLeod, Fall
15.6	A. J. Hunt, Vista
15.6	Tallon Sherrod, Ecam
15.6	Pat Lockwood, Pow (+1.4)
15.7	John Feehan, Esc
15.7	Brian Taylor, GH
15.7	Chris Reina, OG
15.8	Travis Bailey, CV
15.8	Josh Hargis, Vista
15.8	Santos Guzman, Holt
15.9	Justin Gruber, ECp (+1.4)
16.0	Rashard Holmes, RB
16.0	Sorida Phan, Hoov
16.0	Darren Young, Val
16.1	Castillo, Ecam
16.2	Julio Torres, CV
16.2	Frank Muramoto, Gross
16.2	Clayton Marshall, WH
16.2	Juan Reynoso, VC
16.2	Jonathan Anderson, UC
16.3	Arthur Mickelsen, Morse
16.3	Nick Sanderson, Sant
16.3	Mike Mateljan, Fall
16.3	Jamar Williams, Sweet
16.3	George Garcia, Mont

300 Int. Hurdles:

36.34	Jeff Hunter, GH
38.47	DarNell Talbert, MIC
39.0	Aaron Barnhill, SM
39.26	Andre Hunt, Vista
39.3	Angelo Vargas, BV
39.5	Mike Cunningham, WH
39.65	Nathan Enriquez, StA
39.68	Shannon Nowden, MB
39.7	Ryan Bartsch, East
39.78	Pat Lockwood, Pow
39.79	Brandon Bornes, RBV
39.8c	Alton Gilbert, Linc

40.1	Scott LaCaze, TP
40.35	Richard Encinas, Braw
40.46	Trent Stroh, VC (40.4h)
40.52	Eddie Thomas, MontV
40.6c	Nick Lewis, MontV
40.6	Paul Oden, CV
40.79	Sal Herrera, Esc
40.8	Said Nelson, RB
40.8	Jimmy Ungricht, Fall
40.8	Tim Frinell, Fall
40.8c	Ryan Welter, GH
40.82	Jeff Gadson, Serra
40.9	Chris Hayward, Ecam
40.91	Darren Young, Val
40.92	Jake Symons, Claire
41.0	Justin Gruber, ECp
41.31	Jeremy Adams, Ram
41.38	Justin Hillery, BV
41.39	Jon Everette, SP
41.4	Tres Talbert, RB
41.4	Mark Bellisario, LCC
41.4	Marlon Lonzon, Mont
41.49	Oleg Kharatonov, LJ
41.5	Jeremiah McLeod, Fall
41.55	Chris Reina, OG
41.56	Chris Fuselier, SP
41.59	John Brubaker, TP
41.6	Craig Constran, Swest, SD
41.69	Dean West, TP
41.75	Richard Libby, Esc
41.80	Adam Contreras, VC
41.9	Bruce Buckner, MtM
41.9	Tristan Beville, Mont
42.0	Gabe Ibarra, Imp
42.0c	Kurt Hurley, Carls
42.0	Brian Taylor, GH
42.0c	Bryon Barmer, Hx
42.05	Dylan Dacus, VC
42.3	Travis Bailey, CV
42.3	Sorida Phan, Hoov
42.3	Alfonso Hernandez, Sweet
42.4	Castillo, Ecam
42.4	J. D. Gaddis, Cent, EC
42.5	Scott Petty, LCC
42.53	John Dudek, TP
42.60	Jason Reeder, WH
42.6	Matt McChristian, SR
42.6	Richard Santana, Braw

4x100 Relay:

Automatic time:	
41.52	University City
41.53	Helix
41.98	Granite Hills
42.41	Serra
42.43	Monte Vista
42.54	Mt. Carmel
42.57	Morse
42.63	Sweetwater
42.69	Lincoln
42.81	Rancho Bernardo
42.88	Vista
43.05	Ramona
43.06	Mount Miguel
43.14	Mission Bay
43.22	El Camino
43.26	Valley Center
43.62	San Pasqual
43.85	Escondido
43.97	Rancho Buena Vista

43.99	Torrey Pines
44.00	Chula Vista
44.06	La Jolla
44.09	Castle Park
44.15	La Costa Canyon
44.29	San Marcos
44.42	Eastlake
44.51	Oceanside
44.55	West Hills
44.61	Central, El Centro
44.73	Poway
44.82	Horizon
44.83	The Bishop's School
44.90	St. Augustine
44.95	Mira Mesa
45.01	Calexico
45.02	Crawford
45.03	Army Navy Academy
45.17	Fallbrook
45.18	University of San Diego
45.19	Coronado
45.23	St. Augustine

Hand time:

42.4	Helix
42.5c	Granite Hills
42.5	Serra
42.6c	Monte Vista
42.8	University City
42.9c	Lincoln
43.0	Mt. Carmel
43.0	Mount Miguel
43.0	Sweetwater
43.1	Vista
43.4	Morse
43.4	La Costa Canyon
43.5	El Camino
43.6	San Marcos
43.7	Ramona
43.8	Montgomery
43.8	Escondido
44.0	Eastlake
44.0	Central, El Centro
44.1	Rancho Bernardo
44.2c	Mission Bay
44.2	The Bishop's School
44.2	San Pasqual
44.2	Chula Vista
44.3	Kearny
44.3	Horizon
44.4	Oceanside
44.4	Rancho Buena Vista
44.5	Torrey Pines
44.6	Castle Park
44.6	Valley Center
44.6	St. Augustine
44.6	Calexico
44.7	Carlsbad
44.7	Hoover
44.8	Southwest, El Centro
44.9c	San Diego
44.9	West Hills
44.9	Army Navy Academy
44.9	La Jolla

4x400 Relay:

3:16.56	Granite Hills
3:17.96	Helix
3:19.52	Vista
3:20.06	Lincoln
3:21.68	Mt. Carmel
3:22.05	San Pasqual
3:23.61	Escondido
3:23.62	Rancho Buena Vista
3:23.94	West Hills
3:24.27	Serra

Please see page 12.

Boys Marks:

From previous page.


- 3:24.65 Monte Vista
- 3:25.29 La Costa Canyon
- 3:25.38 Poway
- 3:25.65 University of San Diego
- 3:26.62 University City
- 3:26.70 La Jolla
- 3:27.14 Torrey Pines
- 3:27.20 Fallbrook
- 3:27.32 Valley Center
- 3:28.74 Horizon
- 3:29.20 Eastlake
- 3:29.42 Chula Vista
- 3:29.89 Rancho Bernardo
- 3:30.64 Morse
- 3:30.7 Brawley
- 3:30.93 St. Augustine
- 3:31.25 El Cajon Valley
- 3:31.75 Bishop's
- 3:32.3 Montgomery
- 3:32.5 Castle Park
- 3:32.9 Bonita Vista
- 3:33.0 Ramona
- 3:35.16 Mount Miguel
- 3:35.51 Crawford
- 3:36.2 Central, El Centro
- 3:36.5 Valhalla
- 3:36.78 Carlsbad

High Jump:


- 6-9 Keno White, RB
- 6-7 Pat McDonough, LCC
- 6-7 Isaac Simms, UC
- 6-6 Bobby Okenwa, Morse
- 6-6 Austin Neudecker, BV
- 6-5.5 Wade Curry, East
- 6-4 John Feehan, Esc
- 6-4 Cameron Pykles, Hx
- 6-3 Trandon Harvey, Sweet
- 6-2 Blake Frazier, UC
- 6-2 Billy Walker, Ecam
- 6-2 Jeremy Cross, RBV
- 6-2 Cole Marton, Carls
- 6-2 Zack Miller, RB
- 6-2 Daniel Thedell, Val
- 6-2 Gerrell Henderson, Cent, EC
- 6-0 Naftalie Nahiawawa, WH
- 6-0 Trent Stroh, VC
- 6-0 Michael Menke, Vista
- 6-0 Jimmy Gauntt, TP
- 6-0 Pat Hargrave, TP
- 6-0 Nate Skrzypczak, VC
- 6-0 Chris Greene, Ram
- 6-0 Jonathan Sledge, Sant
- 6-0 Aaron Barnhill, SM
- 6-0 Osvaldo Simental, Sweet
- 6-0 David Paco, Clxco
- 6-0 Tashuma Nahiawawa, WH
- 6-0 Bruce Rollins, MIC
- 6-0 Spencer, East
- 6-0 Jerel Woods, Linc
- 6-0 Charles Smith, Hx
- 6-0 Kellen Anderson, LCC
- 6-0 Ed Davis, StA
- 6-0 Nathan Armstrong, Clxco
- 6-0 Dominic Mercado, TP
- 6-0 Korye Blackmon, Mad

Pole Vault:

- 14-9 Adrian Ruark, Ptl
- 14-9 Greg Leavitt, Hx
- 14-7 Zack Miller, RB
- 14-6 Mike Hill, RB
- 14-6 Ryan Spitz, RB
- 14-6 Chris Spehar, RB
- 14-1 Chris Dorminy, RB
- 14-1 Tim Warner, Carls
- 14-0 Cameron Figueroa, GH
- 14-0 Clayton Marshall, WH
- 14-0 Bart Valle, UC
- 14-0 Tony Garcia, WH
- 14-0 Ryan Daley, Vista
- 14-0 Josh Malmuth, TP
- 14-0 Devon Aleman, East
- 13-9 Zach Salazar, Pow
- 13-8 Kaysey Kaeser, Fall
- 13-7 Billy Mathies, RB
- 13-6 Frank Vasquez, East
- 13-6 Josh Earhart, MiraM
- 13-6 Scott Sabin, SP
- 13-6 Eric Nyberg, UC
- 13-6 Terral Beaman, VC
- 13-1 Joe Harlin, Fall
- 13-0 Jason Reader, WH
- 13-0 Brian Heimburge, Pow
- 13-0 Chris Schott, Ecp
- 13-0 Fernando Romero, Sweet
- 13-0 Mike Cunningham, WH
- 13-0 Brendan Hawkins, SP
- 13-0 Chris Hori, OG
- 13-0 Aldrich Galimba, Esc
- 13-0 Daniel Poyner, Serra
- 12-7 Charlie Montgomery, Gross
- 12-6 Robbie Masterson, Vista
- 12-6 Mike Bramer, LCC
- 12-6 Alex Ortega, CV



Richard Encinas
Brawley



Jake Symons
Clairemont


- 12-6 Mike Siebenthal, SP
- 12-6 Thomas Gallardo, Sweet
- 12-1 Joey Suyat, Serra
- 12-1 Aaron Peterson, Hill
- 12-0 Justin Sandling, RBV
- 12-0 Perkins, Ecp
- 12-0 Vance DeCiero, GH
- 12-0 Aaron Knowlton, MIC
- 12-0 Ryan Granger, LI
- 12-0 Favor, MiraM
- 12-0 Gabe Uribe, MIC
- 12-0 Tim Barry, USD
- 12-0 Eric Davis, SP
- 12-0 Greg Thomas, SP
- 12-0 Frank Muramoto, Gross
- 12-0 Mike Bramer, LCC
- 12-0 Kevin Mikalik, SDA
- 12-0 Rob Low, LI

Long Jump:

- 23-7.25 Shannon Nowden, MB
- 22-11 Thomas Mootry, Morse
- 22-10.25 Alton Gilbert, Linc
- 22-10 Trandon Harvey, Sweet
- 22-9 Nate Skrzypczak, VC
- 22-7 Demetrius Westbrooks, Morse
- 22-6.25 Will Buchanan, Oc
- 22-5.25 Darrell Hutsona, Hx
- 22-5 Keno White, RB
- 22-4 Clarence Cunningham, SR
- 22-4 Travis Picou, MIM
- 22-4 Dean Wu, UC
- 22-3 Eric Rogers, Morse
- 22-3 Herman Nuckols, SM
- 22-2 Avante Agurs, Gross
- 22-2 Marcus Carroll, Hx
- 22-1 Arquis Lawson, Linc
- 22-0.75 Chris Greene, Ram
- 21-11.75 Anthony Sabal, Cent, EC
- 21-10 Jeff Hunter, GH
- 21-10 Marcus Barard, Vista
- 21-10 Dru Foster, SD



Avante Agurs
Grossmont



Wesley Charles
Sweetwater

- 21-9 Tim Bailey, UC
- 21-8 Jerel Woods, Linc
- 21-8 John Long, UC
- 21-7.25 Alex Fromer, MIC
- 21-7 Brandon Roberson, Morse
- 21-7 Chaunce Smith, UC
- 21-7 John Feehan, Esc
- 21-7 Marcus Smith, Morse
- 21-6.5 Austin Neudecker, BV
- 21-5.5 Brandon Bornes, RBV
- 21-4.5 Vinnie Weathers, Serra
- 21-4 Marcus Turner, Hrzn
- 21-3 Jermaine Jordan, MontV
- 21-2 Franklin Allen, CV
- 21-1.5 Ryan Guy, LCC
- 21-1 Rashard Holmes, RB
- 20-11.25 Charles Smith, Hx
- 20-11 Nathan Armstrong, Clxco
- 20-10.5 Walter Scott, Sant
- 20-10.25 Steve Jensen, Bish
- 20-10 A. Kenney, Hill
- 20-10 Scott Mullin, GH
- 20-9.5 Kenyatta Williams, Mont
- 20-9.25 Jay Wessel, Hill
- 20-9 Bobby Okenwa, Morse
- 20-9 Jason Dixon, Oc
- 20-8.5 Chris Poche, SP
- 20-8.5 Rony Jean-Giles, Kny
- 20-8.5 Thomas Hernandez, Gross
- 20-8 Ishajuwan Saunders, CP

- 20-7 Anthony Hellum, Cent, EC
- 20-7 Leonard Caples, East
- 20-6 Alex Guinto, MontV
- 20-6 Mike Iafe, StA
- 20-5 Jon Everette, SP
- 20-5 Gabe Ibarra, Imp
- 20-4.75 Jose Luis Salazar, Sweet, EC
- 20-4.75 Ralph Haynes, RB
- 20-4 Ed Davis, StA

Triple Jump:

- 48-3 Trandon Harvey, Sweet
- 46-8 Will Buchanan, Oc
- 46-5.25 Keno White, RB
- 46-3.5 Nate Skrzypczak, VC
- 45-10 Marcus Carroll, Hx
- 45-9 Austin Neudecker, BV
- 45-8 Ralph Haynes, RB
- 45-2 Isaac Simms, UC
- 45-0.5 Avante Agurs, Gross
- 44-11.25 Brandon Bornes, RBV
- 44-6 Tim Bailey, UC
- 44-5 Eric Rogers, Morse
- 44-4 Brandon Roberson, Morse
- 44-4 Jamar Williams, Sweet
- 43-9.5 Chris Greene, Ram
- 43-9.25 Matt Lesenyie, RBV
- 43-8 Ishajuwan Saunders, CP
- 43-6.25 Brandon Roberson, Morse
- 43-6 Chris Poche, SP
- 43-6 Mike Iafe, StA
- 43-2.75 Thomas Mootry, Morse
- 43-1 Rashard Holmes, RB
- 42-11.5 Naftalie Nahiawawa, WH
- 42-11 Marcus Barard, Vista
- 42-11 Shannon Nowden, MB
- 42-10.5 Nate Gillespie, ECV
- 42-10.25 Jay Wessel, Hill
- 42-10 Rony Jean-Giles, Kny
- 42-8 Jose Luis Salazar, Sweet, EC
- 42-7.75 Leo Trippett, UC
- 42-7.25 Franklin Allen, CV
- 42-7 Mike Sullivan, RB
- 42-5.5 Joe Hauser, Vista
- 42-3.5 John Feehan, Esc
- 42-3 Blake Frazier, UC
- 42-3 Jordan Rosure, Sweet
- 42-3 John Long, UC
- 42-1 Elvin Gueston, Linc
- 42-1 Jamal Mayers, Ecam
- 41-9.5 Gabriel Ibarra, Imp
- 41-9 Tashuma Nahiawawa, WH
- 41-7.5 David Atiyota, PalVerd
- 41-7 Jermaine Jordan, MontV
- 41-7 Billy Walker, Ecam
- 41-6 Peter Gonzalez, Val
- 41-6 Ward Jones, PalVerd
- 41-4 Llanes, MIC
- 41-3.75 Alex Foster, TP
- 41-3 Stefan Foster, Mont
- 41-3 Wade Curry, East
- 41-2.5 Oleg Kharatonov, LI
- 41-2 Phillip McDougal, ANA
- 41-0.25 Korye Blackmon, Mad
- 41-0 Jason Dixon, Oc
- 41-0 Chris Ramsay, Clxco
- 41-0 Teddy Glover, Cent, EC

Possibly windy:

- 44-1 Lue Torres, MIC
- 58-11 Eric Holzhauser, RBV
- 57-3.25 Vince Clarke, GH
- 53-11 Jensen Cayas, BV
- 53-10 Anthony DeBoer, RBV
- 53-10 Eder Arosemena, Vista
- 52-8 Marco Gonzalez, VC
- 52-3 Russell Foster, BV
- 52-1 Jeremy Driggs, Sweet
- 51-7.5 Moses Rangel, East
- 51-2.25 Wesley Charles, Sweet
- 50-11 Reynaldo Stephens, CP
- 50-9.5 Nick Allotta, RB
- 50-7.25 Jared Bray, MB
- 50-2.5 Sam Mendoza, Hx
- 49-8.5 Richie Smith, GH
- 49-8.5 Tyler Ellis, RB
- 49-7 Mike Moran, Fall
- 49-3 Erik Hansen, Hill
- 49-1.25 Patrick Fejaran, Sweet
- 49-0.5 Mark Lozano, Ecp
- 48-11 Greg Pulaski, TP
- 48-8 David Abbott, MB
- 47-10.75 Dan Thompson, Fall
- 47-8.5 Thomas Nolan, VC
- 47-8 Tim Newbern, Morse
- 47-4 Danny Phan, UC
- 47-3 Brandon Fisher, Craw
- 47-1.5 Jon Canlas, SM
- 47-0 Kevin Wilson, Sant
- 46-10.25 Sal Luna, Val
- 46-8 Carl Atkinson, BV
- 46-5 Adam Payne, Sant
- 46-2.25 Ryan Seargent, Ram
- 46-1 Joe Oyas, GH
- 46-0 Josh Halsey, RBV
- 45-11.75 Brandon Wellcome, Braw
- 45-11.5 David Brainerd, SR
- 45-11 John Rettig, Hx
- 45-10.25 Dallas Smith, Esc
- 45-9.5 Kevin Carr, VC
- 45-8.5 Michael Matison, MIC
- 45-7 John Crite, Oc

Please see page 13.

Boys Marks:

From previous page.

- 45-7 R. J. Nevarez, Fall
- 45-5 George Molifu, Carls
- 45-5 Cornelius Lambert, Hoov
- 45-3.75 Cliff Learn, LJ
- 45-3 Dion Gorton, Ptl
- 45-2 Mark Martinez, Braw
- 45-1 Matt Grolnek, TP
- 45-1 Mo Rodriguez, OG
- 45-1 Glen Ludwig, Val
- 45-0 Benito Kare, RB
- 45-0 Adrian Bredell, MB

Discus Throw:

- 174-4 Anthony DeBoer, RBV
- 173-1 Vince Clarke, GH
- 171-10 Richie Smith, GH
- 167-6 Moses Rangel, East
- 164-10 Alex Thompson, SM
- 164-4 Dan Thompson, Fall
- 161-10 Eder Arosemena, Vista
- 160-5 Tagai Savaiinaea, East
- 159-8 Jarel Watson, Ecam
- 159-6 David Abbot, MB
- 157-11 Marco Gonzalez, VC
- 157-3 Jeremy Driggs, Sweet
- 155-10 Jensen Cayas, BV
- 155-0 Jared Bray, MB
- 153-3 Mark Lozano, Ecp
- 152-9 Eric Holzhauer, RBV
- 152-3 Dion Gorton, Ptl
- 151-2 Robert Ruzich, SP
- 150-10 Kevin Wilson, Sant
- 149-7 Adam Payne, Sant
- 149-3 Cliff Learn, LJ
- 149-0 Larry Alexander, CV
- 148-5 John Crite, Oc
- 145-1 Greg Pulaski, TP
- 144-11 Carl Atkinson, BV
- 144-8 Eric Perrault, Fall
- 144-6 Reynaldo Stephens, CP
- 144-5 Nick Allotta, RB
- 143-5 Jeremiah Schuh, Ptl
- 143-0 Tyler Ellis, RB
- 143-0 Pat Fejaran, Sweet
- 142-11 Mike Moran, Fall
- 141-7 Wesley Charles, Sweet
- 141-4 Brandon Wellcome, Braw
- 141-3 R. J. Nevarez, Fall
- 140-11 Jason Woodmansee, Hill
- 140-2 Rory Canfield, Hx
- 140-2 Chris Welter, WH
- 140-1 Cornelius Lambert, Hoov
- 139-11 Scott Calegrove, Esc
- 139-8 Brandon Fisher, Crow
- 138-10 Vincent Rosario, MiraM
- 138-6 Jerret Robinson, WH
- 138-5 Jay Jun, Carls
- 137-0 Sal Luna, Val
- 136-11 Jan Canlas, SM
- 136-8 Ryan Seargent, Ram
- 136-1 Kevin Baer, East
- 135-6 Cody Gocke, Ecp
- 135-6 Marvin Dingle, Coro
- 135-4 Ronnie McFadden, Ecam
- 135-2 Ace Lawrence, Gross
- 135-1 Antonio Mathieu, Ecam
- 134-5 Keith Nason, MIC
- 133-4 Jose Gutierrez, Braw
- 133-4 Joe Oyas, GH
- 133-3 Russell Foster, BV
- 132-11 Justin Vold, CP
- 132-9 Ryan Bobadilla, UC
- 132-9 Justin Rich, BV
- 132-6 Jake Blevis, GH
- 132-0 Sal Carrera, MarV


GIRLS:

Marks received by May 23.


100:

Automatic time:

- 11.68 M. Henderson, Mor (-1.1)
- 12.15 Zikarra Beverly, USD
- 12.23 Shannan Hawes, Hx
- 12.34 Nastassja Hall, RBV
- 12.35 Jolanda Diego, Ecm
- 12.48 Latoya Summerville, SR
- 12.53 Kaitlyn Doe, TP
- 12.53 Marla Mason, CV
- 12.55 Kristan Matison, MIC
- 12.59 Stephanie Blake, FP
- 12.61 Taryn Jones, Hoov
- 12.62 Shauna Hackett, Morse
- 12.68 Jonelle Smiley, Serra
- 12.69 LaQuisha Rodgers, CP
- 12.70 Elisa Holiday, Hrzn
- 12.71 Alicia Lowery, Morse
- 12.76 Crystal Hinton, Linc
- 12.78 Anne James, RB
- 12.78 Deitra Manley, Linc
- 12.81 Tanisha Jackson, Kny
- 12.84 Sparkle Anderson, Serra
- 12.85 Brigitte Fox, Gross (+1.5)
- 12.87 LaKendra McKinze, Hx
- 12.90 Aiesha Singleton, PH
- 12.90 Jessica Gibbs, Ecm
- 12.94 Kristen Carlson, SFC
- 12.95 Tamara Neal, Ptl
- 12.97 Nikki Hall, Serra



Qadriyyah Abdullah
Mount Miguel




Angela Petersen
Francis Parker

- 12.98 Cassandra Patterson, CP
- 12.99 Niki O'Neil, CV
- 12.99 Faith Lin, LJ
- 13.01 Shuree Halton, CP
- 13.03 Jasmine Winfield, Oc
- Hand time, no wind readings:
- 11.9 Monique Henderson, Morse
- 12.0 Shannan Hawes, Hx
- 12.0 Kristan Matison, MIC
- 12.0 Zikarra Beverly, USD
- 12.1 Nastassja Hall, RBV
- 12.1 Brigitte Fox, Gross
- 12.2 Taryn Jones, Hoov
- 12.2 Tiffany Lowery, SP
- 12.3 Jessica Thomas, Ecam
- 12.3 Naomi Mattos, Fall
- 12.3 Kaitlyn Doe, TP
- 12.3 Latoya Summerville, SR
- 12.3 Cassandra Patterson, CP
- 12.4 Heather Galea, Ecp
- 12.4 Faith Lin, LJ
- 12.4 Evon Willingham, Hx
- 12.4 Nikki Hall, Serra
- 12.4 Jonelle Smiley, Serra
- 12.4 Kieanna Shannon, Hoov
- 12.4 Jolanda Diego, Ecam
- 12.5 Shauna Hackett, Morse
- 12.5 Alicia Lowery, Morse
- 12.5 Laura Landry, RB
- 12.5 Sparkle Anderson, Serra
- 12.6 Daniela Fromer, MIC
- 12.6 Marla Mason, CV
- 12.6 Ashlee Hegner, WH
- 12.6 Phoebe Perkins, MontV
- 12.6 Tamara Neal, Ptl
- 12.6 Meggi Afenir, Esc
- 12.6 Aiesha Singleton, PH
- 12.6 LaKendra McKinze, Hx
- 12.6 Nadia Sanders, Hill
- 12.7 Chelsi Bush, Esc
- 12.7 Anne James, RB
- 12.7 Erika Roswell, Mad
- 12.7 Megan Brown, Val
- 12.8 Nicole Rothert, Fall



Krystine Cuaresma
Our Lady of Peace



Katherine Wingert
Coronado

- 12.8 Nayelli Kryger, VC
- 12.8 Jackie Jenkins, Kny
- 12.8 LaQuisha Rodgers, CP
- 12.8 Tanera Jones, MIC
- 12.8 Ashley Liggins, RB
- 12.8 Kristie Enau, SP
- 12.8 Erika Holmes, Sweet, EC
- 200:
- Automatic time:
- 23.16 M. Henderson, Mor (+1.0)
- 24.85 Zikarra Beverly, USD
- 25.11 Nastassja Hall, RBV
- 25.40 Stephanie Blake, FP
- 25.41 Jolanda Diego, Ecm
- 25.42 Jonelle Smiley, Serra
- 25.47 Kristan Matison, MIC
- 25.65 Laura Landry, RB
- 25.71 Denisha Bryant, MIM
- 25.82 Shannan Hawes, Hx (+1.9)
- 25.84 Elisa Holiday, Hrzn
- 25.87 Shauna Hackett, Morse
- 25.91 Kaitlyn Doe, TP
- 26.15 Marla Mason, CV
- 26.17 Taryn Jones, Hoov
- 26.19 Deitra Manley, Linc
- 26.22 Cassandra Patterson, CP
- 26.22 Nikki Hall, Serra
- 26.26 Brigitte Fox, Gross
- 26.30 Anne James, RB
- 26.30 Crystal Hinton, Linc
- 26.37 Faith Lin, LJ
- 26.43 Tiffany Lowery, SP
- 26.43 Valerie Evans, SP
- 26.45 Jacki Mandy, CV
- 26.47 Latoya Summerville, SR
- 26.50 Dominique Hankins, MIM
- 26.51 LaQuisha Rodgers, CP
- 26.55 Tanisha Jackson, Kny

- 26.67 Nadia Sanders, Hill
- 26.74 LaSheena Rice, Morse
- 26.76 Jasmine Winfield, Oc
- 26.79 Aubree Duff, VC
- 26.88 Naomi Mattos, Fall
- 26.92 Erika Holmes, Sweet, EC
- 26.95 Hollie Mayer, MontV (+1.9)
- 26.95 Erin Willis, OLP
- 26.96 Alexis Rampaul, Pow
- 27.01 Nila Heurtelou, Coro
- 27.06 Mallorie Winn, Bish
- 27.13 Cassie McLean, Vista
- 27.13 Ashley Liggins, RB
- 27.19 Jessie Ooms, UC
- 27.19 Megan Brown, Val (+1.9)
- 27.21 Kristen Carlson, SFC
- 27.29 Niesh French, GH
- Hand time, no wind readings:
- 24.3 Monique Henderson, Morse
- 24.9 Shannan Hawes, Hx
- 24.9 Zikarra Beverly, USD
- 25.2 Nastassja Hall, RBV
- 25.6 Stephanie Blake, FP
- 25.6 Taryn Jones, Hoov
- 25.7 LaSheena Rice, Morse
- 25.7 Faith Lin, LJ
- 25.7c Naomi Mattos, Fall
- 25.7 Nadia Sanders, Hill
- 25.8 Laura Landry, RB
- 25.9 Nicole Rothert, Fall
- 26.0 Kristan Matison, MIC
- 26.0 Jolanda Diego, Ecam
- 26.0 Elisa Holiday, Hrzn
- 26.1 Megan Brown, Val
- 26.1 Erika Holmes, Sweet, EC
- 26.2 Denisha Bryant, MIM
- 26.2 Marla Mason, CV
- 26.3 Tiffany Lowery, SP
- 26.3 Cassandra Patterson, CP
- 26.3 Kaitlyn Doe, TP
- 26.3 Jonelle Smiley, Serra
- 26.3 Brigitte Fox, Gross
- 26.4 Evon Willingham, Hx
- 26.5 Jenna Timinsky, SDgtoA
- 26.5 Phoebe Perkins, MontV
- 26.5 Latoya Summerville, SR
- 26.6 Erin Willis, OLP
- 26.6 Jacki Mandy, CV
- 26.7 Tiffany Davis, Ecam
- 26.7 Jasmine Winfield, Oc
- 26.7 Shauna Hackett, Morse
- 26.7 LaQuisha Rodgers, CP
- 26.8 Niesh French, GH
- 26.8 Audrey Pound, Pow
- 26.8 Heather Galea, Ecp
- 26.9 Alicia Lowery, Morse
- 26.9 Ashley Liggins, RB
- 26.9 Valerie Evans, SP
- 26.9c Hollie Mayer, MontV
- 26.9 Bridges, CV
- 27.0 Jackie Jenkins, Kny
- 27.1 Tamara Neal, Ptl
- 27.1 Ashlee Hegner, WH
- 27.1 Lauren McCabe, LCC
- 27.1 Dominique Hankins, MIM
- 27.1c Princess Mitchell, Sweet
- 27.2 Cassie McLean, Vista
- 27.2c Eva Tanner, Gross
- 27.2 Rachel Snare, SR
- 27.2 Shaneka Williams, Hoov
- 27.2 Raelene Harper, GH
- 27.2c Nikki Hall, Serra
- 27.2 Alicia Torres, Clxco
- 400:
- 52.51 Monique Henderson, Morse
- 56.69 Whitney Schmucker, LJ
- 56.74 Nastassja Hall, RBV
- 56.99 Naomi Mattos, Fall
- 57.25 Stephanie Blake, FP
- 57.53 Nicole Rothert, Fall
- 57.96 Laura Landry, RB
- 58.36 Dominique Hankins, MIM
- 58.41 Kristine Schroeder, RB
- 58.9c Shannan Hawes, Hx
- 58.94 Jenna Timinsky, SDgtoA
- 59.0c Denisha Bryant, MIM
- 59.12 Nadia Sanders, Hill
- 59.23 Evon Willingham, Hx
- 59.3c Hollie Mayer, MontV
- 59.4 Elisa Holiday, Hrzn
- 59.6c Phoebe Perkins, MontV
- 59.8 Cassie McLean, Vista
- 59.9 Kristan Matison, MIC
- 60.0 Molly Gabriel, Linc
- 60.0 Jasmine Winfield, Oc
- 60.12 Aubree Duff, VC
- 60.17 Ocean Christian, Morse
- 60.19 Jacki Mandy, CV
- 60.41 Tiffany Lowery, SP
- 60.5 Jolanda Diego, Ecam
- 60.52 Audrey Pound, Pow (60.5h)
- 60.6 Kerry Kelly-Cochrane, USD
- 60.82 Courtney Easterling, Serra
- 61.1 Julie Kamosinski, TP
- 61.1 Jackie Mulich, LCC
- 61.2c Bernadette Grantling, Morse
- 61.23 Alexis Rampaul, Pow
- 61.3 Alicia Torres, Clxco
- 61.35 Tamara Brough, SP

Please see page 14.

Girls Marks:

From previous page.


- 61.52 Nicole Reyes, RBV
- 61.52 Alicia Sassano, RB
- 61.52 Carrie Kaemerle, USD
- 61.54 Lauren McCabe, LCC
- 61.56 Shannon Schiele, ECV
- 61.61 Amy Hogan, USD
- 61.69 Beth Wiltry, Coro
- 61.7 Autumn Mays, Morse
- 61.7 Jackie Paras, East
- 61.8c Desiree Davila, Hill
- 61.8 Nicole Newman, LCC
- 61.8 Monica Gamboa, Swest, EC
- 61.8 Carla Chavez, Clxco
- 61.83 Jennifer Hartell, Esc
- 62.0 Alaina Engebrits, SM
- 62.0c Natasha Burton, Morse
- 62.06 Tessa Connor, TP
- 62.2 Jaime Ransom, Sant
- 62.21 Jackie Johnson, MIC
- 62.28 Princess Mitchell, Sweet
- 62.3c Elizabeth Harns, Hx
- 62.37 Katie Richenbacher, SP
- 62.5c Faith Lin, LJ
- 62.70 Cheyenne Webster, USD
- 62.88 Ashley Hernandez, Gross
- 62.9 Gloria Martinez, CP
- 62.98 Olga Dolgonos, PH
- 63.0 Natalie Gattrell, SR
- 63.05 Gabby Feldman, PIL

800:

- 2:12.0 Jenna Timinsky, SDgtoA
- 2:14.3 Desiree Davila, Hill
- 2:15.71 Amonica Phipps, Morse
- 2:17.72 Allison Hall, RB
- 2:19.24 Courtney Allen, RBV
- 2:20.0 Julie Komosinski, TP
- 2:20.0 Molly Gabriel, UC
- 2:20.52 Emily Melendrez, Pow
- 2:20.52 Shawna Winfrey, WH
- 2:20.63 Dani Schuster, TP
- 2:20.63 Desiree Leek, LJ
- 2:20.84 Camille Robinson, CV
- 2:20.9 Nicole Mier, SM
- 2:21.04 Marie Raffray, SDgtoA
- 2:21.23 Kerry Kelly-Cochrane, USD
- 2:22.45 Lidia de Carvalho, UC
- 2:22.73 Jackie Paras, East
- 2:22.8 Deanna Lynn, Carls
- 2:22.9 Deanna Sick, MIC
- 2:23.33 Christina Velasco, SP
- 2:23.49 Carly Mecklenberg, TP
- 2:23.5 Sariah St. Laurent, ECam
- 2:23.97 Elizabeth Harns, Hx
- 2:24.0 Whitney Schmucker, LJ
- 2:24.10 Ashlee Dere, MIC
- 2:24.14 Katherine Wingert, Coro
- 2:24.46 Jessie Ooms, UC
- 2:24.71 Rebecca Bostwick, UC
- 2:24.8 Jessica White, LCC
- 2:24.85 Christina Toland, Esc
- 2:25.51 Nastassja Hall, RBV
- 2:25.58 Michelle Guerrero, LJ
- 2:25.6 Courtney Stolis, GH
- 2:25.70 Emily Thomas, MIC
- 2:25.88 Krystine Cuaresma, OLP
- 2:25.9 Haley Moore, TP
- 2:26.0 Jasmine Marquez, ECP
- 2:26.3 Katie Matlack, Fall
- 2:26.74 Amy Barnes, OLP
- 2:26.8c Stephanie Baird, Hx
- 2:26.9 Kaleena Yee, RB
- 2:27.0 Natalie Gattrell, SR
- 2:27.48 Anna Hough, VC
- 2:27.8 Brianna Banta, WH
- 2:27.82 Rachel Bombaci, PIL
- 2:27.9 Nikki Rideout, SP
- 2:27.9 Ashley Hernandez, Gross
- 2:27.9 Rose Serna, MB
- 2:27.92 Amy Johnson-Westlie, Hx
- 2:28.0 Loretta Kilmer, Ram
- 2:28.0 K. Benjamin, WH
- 2:28.1 Claire Rethmeier, SP
- 2:28.2 Roxanne Mather, ECP
- 2:28.2 Megan Johnson, ECam
- 2:28.2 Melissa Ramos, Fall
- 2:28.4 Maria McGaffigan, CP
- 2:28.68 Dulce Alvarez, BV

1600:

- 4:56.5 Desiree Davila, Hill
- 4:59.35 Jenna Timinsky, SDgtoA
- 5:08.94 Jasmine Marquez, ECP
- 5:09.12 Dani Schuster, TP
- 5:09.18 Loretta Kilmer, Ram
- 5:09.70 Allison Hall, RB
- 5:11.75 Julie Komosinski, TP
- 5:11.9 Katie Matlack, Fall
- 5:11.92 Desiree Leek, LJ
- 5:12.04 Stephanie Baird, Hx
- 5:12.68 Courtney Allen, RBV
- 5:13.9 Nicole Mier, SM
- 5:14.3 Rachel Farnior, Hx
- 5:15.3 Sabrina St. Laurent, ECam
- 5:15.37 Deanna Sick, MIC



Jonelle Smiley, Elisa Holiday
Serra Horizon



Lauren Swigart
La Jolla Country Day

- 5:15.8 Kaleena Yee, RB
- 5:16.15 Lorin Scott, SP
- 5:18.1 Sariah St. Laurent, ECam
- 5:18.81 Mishon Stalnaker, Ram
- 5:19.08 Rose Serna, MB
- 5:19.17 Brittany Bledsoe, MIC
- 5:19.32 Becky Bostwick, Morse
- 5:19.86 Amonica Phipps, Morse
- 5:20.10 Angela Petersen, FP
- 5:20.53 Kristina Maletz, Pow
- 5:21.00 Kristina Nugent, WH
- 5:21.39 Ashlee Dere, MIC
- 5:21.4 Morgan Soule, LCC
- 5:21.85 Elaine Gillespie, WH
- 5:21.9 Anna Hough, VC
- 5:23.46 Michelle Guerrero, LJ
- 5:23.94 Sophia Marquez, CV
- 5:24.6 Claire Rethmeier, SP
- 5:24.64 Rachel Good, Pow
- 5:24.85 Jessie Ooms, UC
- 5:25.14 Chessa Adsit-Morris, UC
- 5:25.38 Silvia Mendez, Braw
- 5:25.75 Manal Yamout, MIC
- 5:25.8 Lauren Jerd, UC
- 5:26.0 Kristen Gonzalez, BV
- 5:26.26 Shawna Winfrey, WH
- 5:26.6 Amber Straight, Val
- 5:26.67 Danae Hough, VC
- 5:27.04 Ali Baker, MtnEmp
- 5:27.x Haley Moore, TP



Ali Baker
Mountain Empire

- 5:28.1 Melissa Ramos, Fall
- 5:28.3 Krista Romley, TP
- 5:28.3 Natalie Elkind, LCC
- 5:29.24 Halah Barre, MIC
- 5:29.5 Lidia de Carvalho, UC
- 5:29.98 Christy Jimenez, MarnCath
- 5:30.7 Kate Branson, BV
- 5:30.78 Anne-Marie Byrne, USD
- 5:31.0 Kaili Shumilak, Bish
- 5:31.2 Katherine Wingert, Coro
- 5:31.34 Christine Burke, PH
- 5:31.8 Katie O'Connell, Carls
- 5:32.x Brenna Williams, TP
- 5:32.x Carly Mecklenberg, TP
- 5:34.0 Maija Rohde, Fall
- 5:34.76 Julie Pitts, Gross
- 5:34.81 Brittany Postma, Esc
- 5:35.1 Brittany Pierce, MIC
- 5:35.16 Darla Reader, CV
- 5:35.36 Leah Brucker, Hx
- 5:35.6 Courtney Stolis, GH
- 5:36.72 Melissa Moore, RBV

3200:

- 10:40.2 Desiree Davila, Hill
- 11:03.0 Loretta Kilmer, Ram
- 11:17.10 Jasmine Marquez, ECP
- 11:17.2 Jenna Timinsky, SDgtoA
- 11:17.46 Ashlee Dere, MIC
- 11:17.5 Kaleena Yee, RB
- 11:20.9 Katie Matlack, Fall
- 11:22.19 Halah Barre, MIC
- 11:23.6 Chessa Adsit-Morris, UC
- 11:24.01 Stephanie Baird, Hx
- 11:27.6 Allison Hall, RB
- 11:28.45 Mishon Stalnaker, Ram
- 11:28.7 Rose Serna, MB

- 11:29.40 Desiree Leek, LJ
- 11:31.58 Claire Rethmeier, SP
- 11:34.8 Deanna Sick, MIC
- 11:35.9 Julie Komosinski, TP
- 11:37.9 Rebecca Bostwick, UC
- 11:41.23 Manal Yamout, MIC
- 11:41.83 Kristina Maletz, Pow
- 11:42.41 Danae Hough, VC
- 11:43.72 Rachel Farnior, Hx
- 11:45.88 Silvia Mendez, Braw
- 11:46.2 Rachel Good, Pow
- 11:48.6 Sabrina St. Laurent, ECam
- 11:50.10 Chandra Farnham, WH
- 11:50.43 Melissa Moore, RBV
- 11:51.53 Joanne Southard, WH
- 11:52.31 Alina Vale, RB
- 11:52.61 Christine Burke, PH
- 11:53.67 Morgan Soule, LCC
- 11:54.29 Audrey Harter, MIC
- 11:55.5 Shawna Winfrey, WH
- 11:56.1 Maija Rohde, Fall
- 11:56.20 Kate Branson, BV
- 11:58.4c Cindy Walker, GH
- 12:00.65 Brittany Bledsoe, MIC
- 12:00.9 Melissa Ramos, Fall
- 12:04.0 Sariah St. Laurent, ECam
- 12:04.20 Lizette Villasona, Sweet
- 12:04.2 Laura Cohen, UC
- 12:04.3 Carly Mecklenberg, TP
- 12:06.0 Angela Petersen, FP
- 12:06.1 Pati Romero, East
- 12:06.8 Samantha From, SP
- 12:07.55 Nicole Mier, SM
- 12:08.6 Anne-Marie Byrne, USD
- 12:08.86 Julie Pitts, Gross
- 12:09.12 Amber Straight, Val
- 12:09.92 Cassie Kuske, WH
- 12:09.x Brenna Williams, TP
- 12:10.7 Bree Justus, RBV
- 12:12.65 Mande Johnson, CP
- 12:12.98 Sara Cates, Carls
- 12:13.99 Brenda Mendez, ECV
- 12:14.2c Laura Sanders, Val
- 12:15.1 Krista Romley, TP
- 12:15.2 Liz Edwards, LJ

100 Hurdles:

Automatic time:

- 15.25 Audrey Pound, Pow
- 15.30 Bryeanna Barmer, Hx
- 15.33 Ashleigh Davis, ECam
- 15.36 Meggi Afenir, Esc
- 15.38 Jessica Eggleston, ECam
- 15.61 Unika Smith, Linc
- 15.72 Breanna White, RB
- 15.82 Marquita Travis, Braw
- 16.00 Eva Tanner, Gross
- 16.08 Keianna Shannon, Hoov
- 16.09 Alex Sims, CV
- 16.21 Cheryl Hawkins, Morse
- 16.23 Tanera Jones, MIC
- 16.25 Morgan Albini, SP
- 16.36 Lyric Teigen, ECP
- 16.36 Darcy Fox, WH
- 16.41 Katherine Dostal, WH
- 16.50 Kristina Andrews, Pow
- 16.62 B. J. Hayes, East
- 16.64 Lani Kuhlrow, Coro
- 16.73 Erin Asay, Sweet
- 16.78 Malia McClurg, GH
- 16.88 Aimee Rolls, OG
- 17.06 Natasha Burton, Morse
- 17.19 Alie Ribner, TP
- 17.20 Erica Schim, LCC
- 17.28 Lisa Malchow, East
- 17.29 Ashleigh Penrod, TP
- 17.29 Beatrice Tavanuu, Sweet
- 17.31 Sara Biggs, RBV
- 17.33 Brooke Alvord, VC
- 17.36 Kim Dambkowski, VC
- 17.41 Katie Schultz, CalC
- 17.43 Amanda Perry, USD
- 17.45 Sara Biggs, RBV
- 17.49 Marianna Lugo, MB
- 17.49 Devon Williamson, Morse
- 17.64 Yakira Feliz, Linc

Hand time, no wind reading:

- 15.1 Jessica Eggleston, ECam
- 15.2 Bryeanna Barmer, Hx
- 15.2 Meggi Afenir, Esc
- 15.6 Eva Tanner, Gross
- 15.6 Ashleigh Davis, ECam
- 15.7 Cheryl Hawkins, Morse
- 15.8 Audrey Pound, Pow
- 15.8 Morgan Albini, SP
- 15.8 Lyric Teigen, ECP
- 15.9 Breanna White, RB
- 16.1 Marquita Travis, Braw
- 16.1 Alex Sims, CV
- 16.1 Laiah Blue, GH
- 16.2 Keianna Shannon, Hoov
- 16.2 Erin Asay, Sweet
- 16.4 Katherine Dostal, WH
- 16.4 Lisa Malchow, East
- 16.5 Natasha Burton, Morse
- 16.5 Alie Ribner, TP
- 16.5 Lani Kuhlrow, Coro
- 16.6 Cresslyn Harnish, OLP
- 16.6 B. J. Hayes, East
- 16.7 Erica Schim, LCC
- 16.7 Laura Maurer, Fall
- 16.7 Darcy Fox, WH

Please see page 15.

Girls Marks:

From previous page.

16.8	Brooke Alvord, VC
16.8	Ashley Shriver, MontV
16.8	Beatrice Tauanu, Sweet
16.8	Mary Macera, SM
16.9	Ashleigh Penrod, TP
16.9	Tanera Jones, MTC
17.0	Kristina Andrews, Pow
17.0	Laiah Blue, WH
17.0	Aimee Rolls, OG
17.1	Devon Williamson, Morse
17.1	Kayleigh Knudson, BV
17.2	Pam Dang, MiraM
17.2	Amanda Perry, USD
17.2	Haley Robinson, Fall
17.3	Johanna Suasa, CV
17.3	Jennifer Black, Swest, EC
17.4	Melody Demel, Fall
17.4	Brook Burnett, Braw
17.4	Elise Orlando, MiraM
17.4	Marianna Lugo, MB
17.4	Precious Beauford, ECam
17.4	M. Beauford, ECam

300 Low Hurdles:

43.86	Audrey Pound, Pow
45.55	Unika Smith, Linc
45.97	Bryanna Barmer, Hx
46.20	Meggi Afenir, Esc
46.24	Morgan Albini, SP
46.37	Kristine Schroeder, RB
46.4	Ashleigh Davis, ECam
46.5	Erica Schim, LCC
46.9	Kayleigh Knudson, BV
47.1	Jessica Eggleston, ECam
47.14	Tanera Jones, Hoov
47.35	Kieanna Shannon, Hoov
47.55	Breanna White, RB
47.76	Trista Turner, RBV
47.95	Jackie Johnson, MTC
48.0	Laura Maurer, Fall
48.08	Amanda Perry, USD
48.09	Nicole Woolfolk, MB
48.1	Erika Bolden, Morse
48.39	Natasha Burton, Morse
48.46	Qadriyyah Abdullah, MIM
48.5	Alex Sims, CV
48.76	Lytic Teigen, ECp (48.7h)
48.9	Royceleen Holmes, BV
49.00	Brooke Alvord, VC
49.2	Aimee Rolls, OG
49.3	Luisa Diaz, Fall
49.4	Precious Beauford, ECam
49.71	Kristina Andrews, Pow
49.75	Yakira Feliz, Linc
49.9	Ashley Shriver, MontV
49.9	Shante Sawyer, Swest, SD
49.9	Gloria Martinez, CP
50.00	Brooke Harper, Pow
50.0	Kerry McColl, USD
50.1	Melodie Tao, RB
50.1	Jennifer Black, Swest, EC
50.17	Lauren McCabe, LCC
50.21	Leana Bitzer, GH
50.27	Erin Asay, Sweet


4x100:

Automatic time:


48.21	Morse
48.49	El Camino
48.69	Helix
48.81	Lincoln
49.03	Chula Vista
49.28	Rancho Bernardo
49.59	Serra
49.72	San Pasqual
49.81	Mount Miguel
49.83	Mt. Carmel
50.05	Castle Park
50.19	Escondido
50.30	University of San Diego
50.60	Kearny
50.62	Poway
50.86	Scripps Ranch
50.92	Coronado
51.05	Fallbrook
51.07	La Jolla
51.15	Francis Parker
51.22	Valley Center
51.36	Rancho Buena Vista
51.41	Vista
51.44	Monte Vista
51.54	La Costa Canyon
51.60	El Capitan
51.63	Bonita Vista
51.66	Valhalla
51.82	Point Loma
51.90	Torrey Pines
51.90	El Cajon Valley
52.02	Southwest, El Centro
52.21	Mira Mesa
52.23	Granite Hills
52.37	West Hills
52.53	Sweetwater
52.58	Our Lady of Peace
52.67	Patrick Henry

Hand time:

48.9	Helix
49.2	Morse
49.2	El Camino
49.9	Rancho Bernardo
49.9c	Castle Park



Ashlee Dere, Kaleena Yee
Mt. Carmel Rancho Bernardo



Christy Jimenez
Marian Catholic

50.1	San Pasqual
50.1	Chula Vista
50.4c	Mount Miguel
50.5	Hoover
50.5	Serra
50.6	Mt. Carmel
50.7	University of San Diego
50.9	La Costa Canyon
51.0c	Valhalla
51.1	Rancho Buena Vista
51.2	Fallbrook
51.3	Eastlake
51.3	La Jolla
51.3	Escondido
51.4c	Monte Vista
51.5	Bonita Vista
51.7	Scripps Ranch
51.8	Sweetwater
52.0	West Hills
52.1	El Cajon Valley
52.1	Poway
52.2	Vista
52.2	Torrey Pines
52.2	Southwest, El Centro
52.3c	Coronado
52.3	Point Loma
52.3	Carlsbad
52.4c	El Capitan
52.4	Valley Center

4x400:

3:52.72	Morse
4:00.09	Rancho Bernardo
4:01.13	Helix
4:01.54	La Costa Canyon
4:01.59	Monte Vista
4:01.61	Fallbrook



Tanisha Jackson
Kearny

4:04.66	Poway
4:04.97	Castle Park
4:06.72	San Pasqual
4:08.31	Rancho Buena Vista
4:08.7	Torrey Pines
4:09.60	Mt. Carmel
4:09.9	Hilltop
4:10.0	University of San Diego
4:10.06	Lincoln
4:12.0	La Jolla
4:12.20	Coronado
4:13.01	Southwest, El Centro
4:13.28	Escondido
4:13.4	Vista
4:14.1	Southwest, SD
4:14.6	Bonita Vista
4:15.05	Serra
4:15.4	Chula Vista
4:15.74	Mount Miguel
4:16.28	University City
4:17.1	El Capitan
4:17.78	Sweetwater
4:18.0c	Valhalla
4:18.02	Valley Center
4:18.21	Grossmont
4:18.4c	Granite Hills
4:19.4	El Camino
4:21.58	Calexico
4:22.1	West Hills
4:22.9	Eastlake
4:23.3	San Pasqual
4:23.71	Orange Glen
4:24.90	Ramona
4:24.93	Our Lady of Peace
4:25.24	La Jolla Country Day
4:25.72	Patrick Henry
4:25.99	El Cajon Valley

High Jump:

5-6	Lauren Jones, TP
5-4	Alex Jackson, Carls
5-4	Alexis Tate, RB
5-4	Eva Tanner, Gross
5-4	Kristen Carlson, SFC
5-4	Misty Brewster, GH

5-2	Megan Borne, RBV
5-2	Kate Bartkiewicz, CV
5-2	Jaime Ransom, Sant
5-2	Shelene Gutierrez, RB
5-2	Tanisha Jackson, Kny
5-2	Taylor Cassidy, Oc
5-0	Leah Cole, VC
5-0	Katie Brown, SM
5-0	Colleen Walker, TP
5-0	Amonica Phipps, Morse
5-0	Andrea Taylor, BV
5-0	Becky Bamberger, BV
5-0	Athena Clune, USD
5-0	Shunnae Buckner, Linc
5-0	Ashley Shriver, MontV
5-0	Keera Toussaint, SP
5-0	Valerie Evans, SP
5-0	Ranee McKinney, RBV
5-0	Beth Tronerud, WH
5-0	Sade Campbell, Val
5-0	Shanika White, Hoov
5-0	Teresa Mello, MTC
5-0	Chanel Jefferson, Vista

Pole Vault:

12-3	Molly Pascarella, RB
11-6	Janea Russ, GH
11-0	Betsy Halliburton, TP
10-7	Marissa Earle, RB
10-6	Erin Asay, Sweet
10-4	Liz Leyvas, RB
10-4	Elise Orlando, MiraM
10-3	Brenna Moyer, Carls
10-3	Nichol Kim, RB
10-0	Marie Nowinski, MiraM
10-0	Beth Vieira, PTL
10-0	Ama Navidi, RB
10-0	Becky Gausepohl, Fall
10-0	Megan Wilkinson, East
9-8	Megan Sage, MTC
9-6	Terri Lopez, WH
9-6	Anastasia Fiehler, VC
9-6	Tabitha Pierce, VC
9-6	Anne Walkush, SR
9-6	Susana Hodges, CV
9-6	Jillian DeBarros, MTC
9-3	Laura Belts, RBV
9-3	Lindsay Scarborough, RBV
9-1	Shannon Clark, RB
9-0	Sandra Fisher, SM
9-0	Corinne Lee, Gross
9-0	Christina Sloyer, LJ
9-0	Kara Filipowski, Val
9-0	Theresa Acosta, Vista
9-0	Heather Reese, LJ
9-0	Lauren Behr, LJ
8-10	Ashley Booth, MontV
8-10	Tiffany Jenkins, GH
8-6	Emily Dennis, LCC
8-6	Julie Strick, WH
8-6	Desiree Dreszer, SR
8-6	Becky Monroy, MiraM
8-6	Athena Clune, USD
8-6	Chandra Zeman, SP
8-6	Rosina Garcia, OG
8-6	Lauren Matucci, Carls
8-6	Heather Zeman, SP
8-6	Eva Tanner, Gross
8-6	Kristen Jackson, OLP
8-6	Monica Robbins, FP
8-6	Rapine, PTL
8-6	Kat Brandt, Ram
8-6	Roz Rideout, SP
8-6	Zihla, LCC
8-6	Tiffany Jenkins, GH
8-5	Sheena Sessions, Mad

Long Jump:

18-6.25	Naomi Mattos, Fall
18-5	LaSheena Rice, Morse
18-3	Usha Kuzhipallil, LCC
18-0.5	Nastassja Hall, RBV
18-0	Jessica Thomas, ECam
17-5	Megan Borne, RBV
17-3.5	Kristie Ennau, SP
17-1.25	Nayelli Kryger, VC
17-0.5	Evon Willingham, Hx
17-0.5	Kristen Carlson, SFC
16-10	Rachel Dulin, RB
16-9.75	Sparkle Anderson, Serra
16-9.75	Nicole Newman, LCC
16-9.5	Zikarra Beverly, USD
16-8.5	Qadriyyah Abdullah, MIM
16-7.75	Angela Fazio, Gross
16-6	Cherese Brown, PH
16-5.5	Ashlee Hegner, WH
16-4.75	Darcy Fox, WH
16-4.25	B. J. Hayes, East
16-4	Taylor Cassidy, Oc
16-4	Marquita Travis, Braw
16-3.5	Julia Carnevale, Bish
16-3	Joy Hannibal, BV
16-3	Kara Filipowski, Val
16-2	Bre Priest, SP
16-2	Kristen Hammarston, Carls
16-1	Laura Landry, RB
16-0	Carrie Kaemerle, USD
16-0	Katherine Dostal, WH
15-11.5	Megan Fielden, Carls
15-10.5	Lehtjar Crockett, MIM

Please see page 16.

Girls Marks:

From previous page.

- 15-10 Yvonne Shammas, Gross
- 15-10 Malia McClurg, GH
- 15-10 Leslie Rychal, Val
- 15-10 Kasey Ernau, SP
- 15-9.5 Tesaj Goodman, UC
- 15-9.5 Jacki Mandy, CV
- 15-9.25 Melanie Mincks, VC
- 15-9 Chelsi Bush, Esc
- 15-9 Misty Brewster, GH
- 15-8.5 Erika Holmes, Swest, EC
- 15-8 Katie Blakely, Esc
- 15-8 Jill Alsup, MIC
- 15-8 Candice Wiggins, LCD
- 15-7 Allison Kwan, BV
- 15-6.5 Deitra Manley, Linc
- 15-6.5 Ijahi Barnes, MtM
- 15-6 Alanna Barnes, Hoov
- 15-5 Andrea Taylor, BV
- 15-5 Nicole Stahnke, OG
- 15-5 Katie Brown, SM

Triple Jump:

- 37-2 Megan Bornes, RBV
- 36-4 Jessica Eggleston, Ecam
- 36-2 Joy Hannibal, BV
- 35-10.5 Qadriyyah Abdullah, MtM
- 35-10 Sparkle Anderson, Serra
- 35-9 Dani McNeely, LCC
- 35-7.25 Jessica Thomas, Ecam
- 35-6.25 Nadia Salahuddin, Hill
- 35-5 Marquita Travis, Braw
- 35-1.5 Renee McKinney, RBV
- 35-1.5 Devon Williamson, Morse
- 35-1.5 Katie Blakely, Esc
- 34-10.5 Jennifer Greene, RB
- 34-9 Melodi Williams, ECV
- 34-8 Aiesha Singleton, PH
- 34-8 Darcy Fox, WH
- 34-7 Erica Trapps, SP



Jackie Turpin
Santana

- 34-7 Melissa Cornett, WH
- 34-5.5 Desiree Williams, MontV
- 34-3 Cherese Brown, PH
- 34-2 Tiara Rae, East
- 34-2 Alyse Coogan, LCC
- 33-11.5 Beatrice Tavanuu, Sweet
- 33-8.5 Kyra Marshall, Morse
- 33-8 Kara Zuidema, CalC
- 33-5.5 Andrea Taylor, BV
- 33-4 B. J. Hayes, East
- 33-4 Jill Alsup, MIC
- 33-3 Angela Fazio, Gross



Cherese Brown
Patrick Henry

- 33-1.5 Atong Arjok, Hoov
- 33-0.25 Jennifer Hartell, Esc
- 33-0 Cesena, SDgtA
- 33-0 Rachel Dulin, RB
- 32-10.5 Lauren Levine, Ram
- 32-9.5 Lauren Jones, TP
- 32-9.5 Allison Kwan, BV

- 32-9 Laura Maurer, Fall
- 32-8 Alex Sims, CV
- 32-7 Jenny Hauser, Vista
- 32-6.25 Jocelyn Jean-Giles, Kny


Shot Put:

- 46-10.25 Aiga Marie Taumua, Sweet
- 42-9.25 Carrie Johnson, Fall
- 42-2 Amber Hood, Morse
- 41-0 Raeanna Makihele, SM
- 39-7 Brianna Makihele, SM
- 37-1.75 Cynthia Flores, Braw
- 36-9 Shemika Morris, SR
- 36-8 Becky Southward, ECP
- 36-6 Crystal Barber, Vista
- 36-1.75 Rachel Johansen, MontV
- 35-7.5 Kim Griffin, WH
- 35-7.5 Cynthia Concha, Sweet
- 35-7 Hilario Mateo, CP
- 35-5 Latoya Rickman, Oc
- 35-5 Sandra Maginnis, ECP
- 35-4.5 Crystal Harrell, Fall
- 35-0 Kali Vandervort, SP
- 34-11 Candace Doung, MIC
- 34-10.5 Cynthia Sorrell, Vista
- 34-9 Martinique Akinfosile, LCD
- 34-6 Marquita Travis, Braw
- 34-6 Ruby Udeh, Morse
- 34-5.75 Brittany Moon-Battung, Pow
- 34-5.25 Sarah Smither, SP
- 34-2 Kim Villareal, BV
- 34-1.25 Usha Kuzhipallil, LCC
- 34-0.5 Danielle Mitchell, RBV
- 34-0 Nikki Oakland, Ecam
- 33-7 Jessica Harris, GH
- 33-6.5 Soledad Gonzalez, East
- 33-6 Monica Dereld, WH
- 33-6 Lauren Laurent, Ecam
- 33-4.5 Jessica Kondrick, U
- 33-4 Julie Peterson, Hx
- 33-4 Jennifer Gerdon, Pow
- 33-3.5 LaSheela Dawson, UC
- 33-3.5 Kamilah Hilliard, Braw
- 33-3 Natalie Maurer, USD
- 33-0 Linea Ruthoven, OG
- 32-10.5 Samantha Singley, WH
- 32-10 Whitney DeWeese, RBV
- 32-10 Rebecca Boh, SP
- 32-9.5 Aisha Aquil, MB
- 32-9 Grace Golk, ECV
- 32-8.25 Cassi Maciejewski, VC
- 32-7.5 Therese Acosta, Vista
- 32-4 Courtney Peters, TP
- 32-1.5 Sarah Byrne, Ram
- 32-1 Jane Fajardo, MIC
- 32-0 Grace Hancock, RB
- 32-0 Meggie Trogdon, VC
- 32-0 Anna Marie Zamazal, Carls

Discus Throw:

- 143-8 Carrie Johnson, Fall
- 140-3 Brianna Makihele, SM
- 131-0 Amber Hood, Morse
- 124-0 Shannon Young, East
- 123-4 Alexandra Ray, TP
- 119-7 Latoya Rickman, Oc
- 119-3 Samantha Singley, WH
- 119-1 Lena Fanene, Carls
- 118-1 Brittany Moon-Battung, Pow
- 117-4 Jessica Kondrick, U
- 117-2 Danielle Mitchell, RBV
- 116-6 Raeanna Makihele, SM
- 114-1 Anne Marie Zamazal, Carls
- 113-11 Heather Bolles, BV
- 113-11 Whitney DeWeese, RBV
- 113-5 Hilario Mateo, CP
- 112-11 Cynthia Concha, Sweet
- 112-8 Jackie Turpin, Sant
- 111-6 Ashley Seilhan, MIC
- 111-4 Ruby Udeh, Morse
- 111-2 Denise McKinney, Val
- 109-3 Mandy Schatzinger, Ram
- 109-2 Aiga Marie Taumua, Sweet
- 108-3 Kara Smith, VC
- 107-5 Sarah Smither, SP
- 106-11 Alex Tabas, Carls
- 106-11 Aqueelah Brown, Linc
- 106-10 Stacy Martinovich, East
- 106-3 Cynthia Flores, Braw
- 106-1 Crystal Dyer, Vista
- 106-1 Michelle Singleton, Craw
- 105-7 Kim Villareal, BV
- 105-5 Kelley Vurick, RBV
- 104-11 Lauren Laurent, Ecam
- 104-11 Angela Norris, Serra
- 104-10 Shemika Morris, SR
- 104-7 Sandra Maginnis, ECP
- 104-6 Taryn Hames, OLP
- 104-6 Rebecca Boh, SP
- 104-4 Caroline Dessert, Swest, EC
- 104-4 Martinique Akinfosile, LCD
- 104-2 Michelle Prentice, Esc
- 103-5 Cassi Maciejewski, VC
- 103-4 Sarah Byrne, Ram
- 103-1 Melissa Karnaze, RB
- 102-10 Kim Griffin, WH
- 102-9 Octavia Day, MB
- 102-8 Crystal Harrell, Fall
- 102-7 Lequanna LeShure, Oc
- 101-10 Alicia Joseph, BV
- 101-5 Audrey Sullivan, Hoov
- 101-3 Courtney Peters, TP
- 101-0 Becky Southward, ECP

Julian All Comers Track & Field Festival



Julian High School Track
Saturday, July 7, 10AM

Join the fun at one of San Diego county's newest all weather tracks for some fast times at 4200 ft.

Bring your lawn chairs and sun shelters to camp out in the infield and enjoy the festivities

Open to all ages and abilities, old or young, slow or fast, this is a meet for everyone from beginners to Olympians. Entry is \$3 per event, \$2 per event for athletes under 16.

Movin Shoes' all comers format with electronic timing and event seeding by ability. Long Jump, triple jump, high jump, shot put, 110 hurdles, 100M, 200M, 400M, 800M, 1500M, 5000M, MYO (make your own) 4X400 relay.

Information: 619 466-1656 or RVandertie@AOL.com